

GENERAL FUND APPROPRIATIONS



GENERAL FUND APPROPRIATIONS

The 2009 Legislature appropriated \$6.946 billion from the state General Fund over the 2009-11 biennium, which is approximately \$312.6 million more than the amount recommended by the Governor in The Executive Budget. Refer to page 19 for details.

	Governor Recommends	Legislature Approves	Difference
FY 2009			
Cost of Session	\$ 15,000,000	\$ 15,000,000	\$ -
Supplemental Appropriations	\$ 381,608,945	\$ 326,973,924	\$ (54,635,021)
One-Time Appropriations	\$ -	\$ 7,167,199	\$ 7,167,199
Total FY 2009	\$ 396,608,945	\$ 349,141,123	\$ (47,467,822)
FY 2010			
One-Time Appropriations	\$ 23,066,271	\$ 17,256,676	\$ (5,809,595)
Replenishment of Fund Balances	\$ 16,150,000	\$ 16,150,000	\$ -
Operating Appropriations	\$ 3,031,122,579	\$ 3,211,464,895	\$ 180,342,316
Total FY 2010	\$ 3,070,338,850	\$ 3,244,871,571	\$ 174,532,721
Total Cumulative	\$ 3,466,947,795	\$ 3,594,012,694	\$ 127,064,899
FY 2011			
One-Time Appropriations	\$ 22,998,937	\$ 15,000,000	\$ (7,998,937)
Replenishment of Fund Balances	\$ -	\$ -	\$ -
Operating Appropriations	\$ 3,143,472,261	\$ 3,336,977,011	\$ 193,504,750
Total FY 2011	\$ 3,166,471,198	\$ 3,351,977,011	\$ 185,505,813
Total Cumulative	\$ 6,633,418,993	\$ 6,945,989,705	\$ 312,570,712

For FY 2009-10, General Fund operating appropriations of \$3.211 billion were approved, which represents a 13.8 percent reduction when compared to \$3.727 billion appropriated for FY 2008-09 (includes supplemental appropriations and appropriation transfers between FY 2007-08 and FY 2008-09; does not reflect reductions for “budget reserves”). For FY 2010-11, General Fund operating appropriations of \$3.337 billion were approved, which represents a 3.9 percent increase over the FY 2009-10 operating appropriations. Operating appropriations approved by the 2009 Legislature were approximately \$180.3 million higher in FY 2009-10 and approximately \$193.5 million higher in FY 2010-11 than the amounts recommended by the Governor. These numbers do not reflect the impact of American Recovery and Reinvestment Act (ARRA) funding that was utilized by the 2009 Legislature to adjust the General Fund impact of operating appropriations.

The following table compares the Governor’s recommended General Fund operating appropriations with the funding as approved by the 2009 Legislature. Please refer to the sections on functional areas of state government for additional information concerning the General Fund operating appropriations as approved by the 2009 Legislature.

General Fund Operating Appropriations					
Governor Recommends vs. Legislature Approves					
2009-11 Biennium					
	Governor Recommends		Legislature Approves		Difference
Elected Officials	\$ 186,301,870	3.0%	\$ 198,479,178	3.0%	\$ 12,177,308
Finance & Administration a.	\$ 72,191,956	1.2%	\$ 100,471,712	1.5%	\$ 28,279,756
K-12 Education	\$ 2,290,422,751	37.1%	\$ 2,589,425,544	39.5%	\$ 299,002,793
Nevada System of Higher Education	\$ 843,873,920	13.7%	\$ 1,002,101,436	15.3%	\$ 158,227,516
Other Education	\$ 19,791,771	0.3%	\$ 22,145,757	0.3%	\$ 2,353,986
Commerce & Industry b.	\$ 96,666,988	1.6%	\$ 85,647,693	1.3%	\$ (11,019,295)
Human Services	\$ 2,008,354,539	32.5%	\$ 1,924,800,074	29.4%	\$ (83,554,465)
Public Safety	\$ 588,741,147	9.5%	\$ 556,841,950	8.5%	\$ (31,899,197)
Infrastructure	\$ 56,203,400	0.9%	\$ 57,229,323	0.9%	\$ 1,025,923
Special Purpose Agencies	\$ 12,046,498	0.2%	\$ 11,299,239	0.2%	\$ (747,259)
Total	\$ 6,174,594,840	100.0%	\$ 6,548,441,906	100.0%	\$ 373,847,066

^a Legislature Approves includes \$29,796,912 appropriated to the Board of Examiners for allocation for; Salary Adjustment funds \$27,882,673 and Unemployment Compensation Assessment \$1,914,239.

^b Governor Recommends Tourism be financed with a General Fund appropriation. Legislature Approves continues the funding of Tourism with Room Tax dollars.

The above amounts do not include funding that was made available from the ARRA. The table below reflects the legislatively-approved ARRA allocations for the three-year period from FY 2008-09 through FY 2010-11. It should be noted the table does not reflect the total amount of ARRA funds estimated to be received by the state, but reflects ARRA funds that impacted General Fund support for the three-year period.

	FY 2009	FY 2010	FY 2011	Total
Governor Recommends				
K-12 Education	\$ -	\$ -	\$ -	\$ -
Nevada System of Higher Education	\$ -	\$ -	\$ -	\$ -
Human Services	\$ -	\$ 81,896,347	\$ 26,058,132	\$ 107,954,479
Public Safety	\$ -	\$ -	\$ -	\$ -
Total Governor Recommends	\$ -	\$ 81,896,347	\$ 26,058,132	\$ 107,954,479
Legislature Approves				
K-12 Education	\$ 139,626,106	\$ 4,251,273	\$ -	\$ 143,877,379
Nevada System of Higher Education	\$ -	\$ 92,389,311	\$ 92,389,311	\$ 184,778,622
Human Services	\$ 122,725,029	\$ 181,773,120	\$ 98,108,683	\$ 402,606,832
Public Safety	\$ -	\$ -	\$ 72,178,069	\$ 72,178,069
Total Legislature Approves	\$ 262,351,135	\$ 278,413,704	\$ 262,676,063	\$ 803,440,902
Difference				
K-12 Education	\$ 139,626,106	\$ 4,251,273	\$ -	\$ 143,877,379
Nevada System of Higher Education	\$ -	\$ 92,389,311	\$ 92,389,311	\$ 184,778,622
Human Services	\$ 122,725,029	\$ 99,876,773	\$ 72,050,551	\$ 294,652,353
Public Safety	\$ -	\$ -	\$ 72,178,069	\$ 72,178,069
Total Difference	\$ 262,351,135	\$ 196,517,357	\$ 236,617,931	\$ 695,486,423

After adjusting for interagency transfers, the total authority for spending for the 2009-11 biennium for revenue sources other than the General Fund is \$10.194 billion. Total spending authority from all sources, including General Fund, is \$16.743 billion, which compares to \$16.211 billion for the 2007-09 biennium (includes reduction to appropriations of \$47,995,713 approved by the 24th Special Session and supplemental appropriations approved by the 2009 Legislature, but does not reflect budget reductions for "budget reserves").

**GENERAL FUND APPROPRIATIONS
2009 LEGISLATURE
GOVERNOR RECOMMENDS VERSUS LEGISLATIVELY-APPROVED**

	Governor Recommends	Legislature Approves	Difference
<u>FISCAL YEAR 2008-09</u>			
Supplemental Appropriations ^a	\$ 381,608,945	\$ 326,973,924	\$ (54,635,021)
Special or One-Time Appropriations	\$ -	\$ 7,167,199	\$ 7,167,199
Cost of Legislature	\$ 15,000,000	\$ 15,000,000	\$ -
Total Appropriations	\$ 396,608,945	\$ 349,141,123	\$ (47,467,822)
<u>FISCAL YEAR 2009-10</u>			
Restore Fund Balances	\$ 16,150,000	\$ 16,150,000	\$ -
Operating Appropriations ^a	\$ 1,898,322,275	\$ 1,974,510,244	\$ 76,187,969
Distributive School Account	\$ 1,093,720,982	\$ 1,201,169,591	\$ 107,448,609
School Remediation Trust	\$ 25,533,069	\$ 25,506,299	\$ (26,770)
Other State Education Programs	\$ 13,546,253	\$ 10,278,761	\$ (3,267,492)
Incentives for Licensed Educational Personnel	\$ -	\$ -	\$ -
Special or One-Time Appropriations	\$ -	\$ 2,256,676	\$ 2,256,676
General Fund Payback of Line of Credit	\$ 23,066,271	\$ 15,000,000	\$ (8,066,271)
Total Appropriations	\$ 3,070,338,850	\$ 3,244,871,571	\$ 174,532,721
<u>FISCAL YEAR 2010-11</u>			
Operating Appropriations ^a	\$ 2,013,312,638	\$ 2,010,307,199	\$ (3,005,439)
Distributive School Account	\$ 1,090,154,838	\$ 1,267,051,744	\$ 176,896,906
School Remediation Trust	\$ 27,243,848	\$ 25,474,591	\$ (1,769,257)
Other State Education Programs	\$ 12,760,937	\$ 9,366,421	\$ (3,394,516)
Incentives for Licensed Educational Personnel	\$ -	\$ 24,777,056	\$ 24,777,056
Special or One-Time Appropriations	\$ -	\$ -	\$ -
General Fund Payback of Line of Credit	\$ 22,998,937	\$ 15,000,000	\$ (7,998,937)
Total Appropriations	\$ 3,166,471,198	\$ 3,351,977,011	\$ 185,505,813
Cumulative	\$ 6,633,418,993	\$ 6,945,989,705	\$ 312,570,712

^a. Does not include the funding that was made available from the American Recovery and Reinvestment Act. Please refer to that section of the report for specifics.

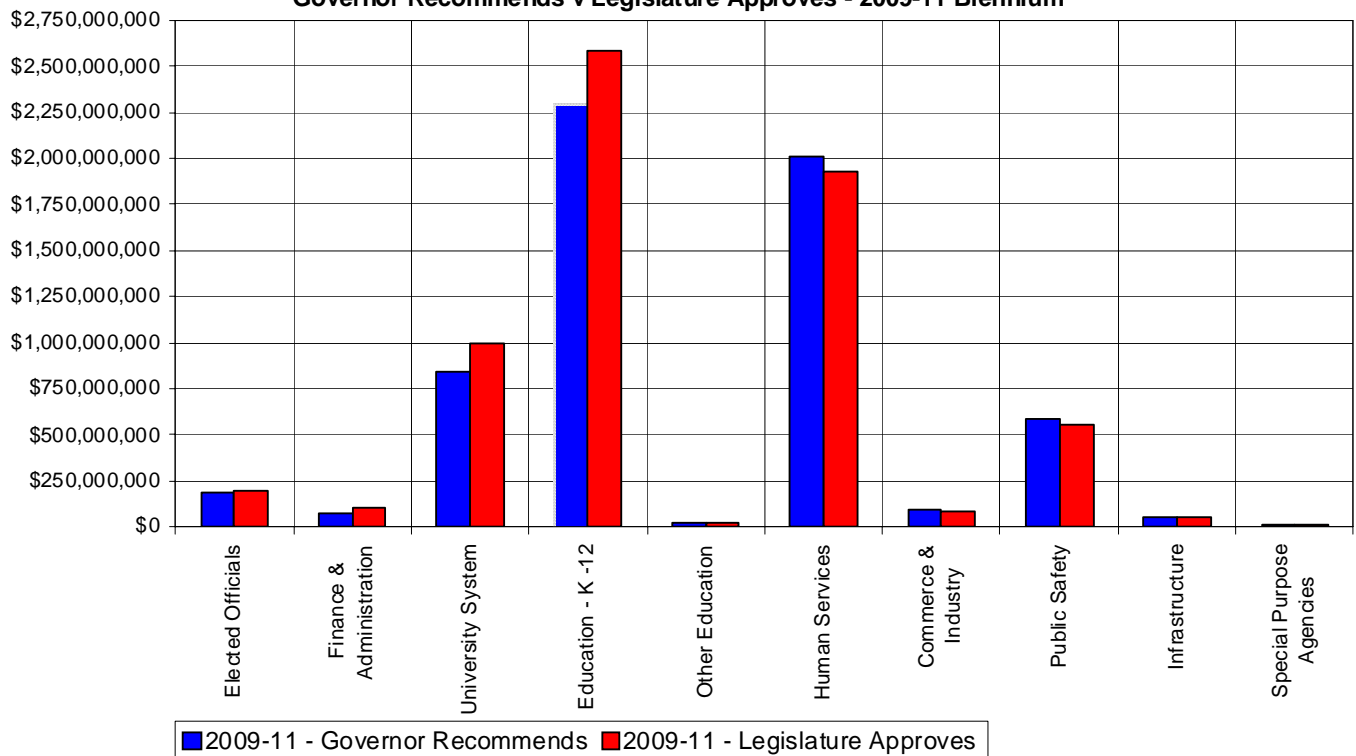
The above schedule does not include the following restricted transfers from General Fund sources:			
	FY 2009	FY 2010	FY 2011
Transfer to the Disaster Relief Account	\$ 253,008	\$ -	\$ -
Transfer to the Millennium Scholarship Trust Fund ^b	\$ -	\$ 3,800,000	\$ 3,800,000
Transfer to Problem Gambling	\$ 1,632,000	\$ 1,664,899	\$ 1,676,245
Total	\$ 1,885,008	\$ 5,464,899	\$ 5,476,245

^b. A.B. 549 eliminated the transfer in FY 2008-09 and A.B. 562 reduced the transfer in FY 2009-10 and FY 2010-11 to \$3.8 million per year.

NEVADA GENERAL FUND APPROPRIATIONS COMPARISON OF 2009-11 BIENNIUM

General Fund Appropriations By Functional Area

Governor Recommends v Legislature Approves - 2009-11 Biennium



	Governor Recommends 2009-11 Biennium		Legislature Approves 2009-11 Biennium		Dollar Change	Percent Change
ELECTED OFFICIALS	\$186,301,870	3.0%	\$198,479,178	3.0%	\$12,177,308	6.5%
FINANCE & ADMINISTRATION	\$72,191,956	1.2%	\$100,471,712	1.5%	\$28,279,756	39.2%
EDUCATION:						
NEVADA SYSTEM OF HIGHER EDUCATION ^a	\$843,873,920	13.7%	\$1,002,101,436	15.3%	\$158,227,516	18.8%
K - 12 EDUCATION ^a	\$2,290,422,751	37.1%	\$2,589,425,544	39.6%	\$299,002,793	13.1%
OTHER EDUCATION	\$19,791,771	0.3%	\$22,145,757	0.3%	\$2,353,986	11.9%
SUBTOTAL EDUCATION	\$3,154,088,442	51.1%	\$3,613,672,737	55.2%	\$459,584,295	14.6%
HUMAN SERVICES	\$2,008,354,539	32.5%	\$1,924,800,074	29.4%	-\$83,554,465	-4.2%
COMMERCE & INDUSTRY	\$96,666,988	1.6%	\$85,647,693	1.3%	-\$11,019,295	-11.4%
PUBLIC SAFETY ^b	\$588,741,147	9.5%	\$556,841,950	8.5%	-\$31,899,197	-5.4%
INFRASTRUCTURE	\$56,203,400	0.9%	\$57,229,323	0.9%	\$1,025,923	1.8%
SPECIAL PURPOSE AGENCIES	\$12,046,498	0.2%	\$11,299,239	0.2%	-\$747,259	-6.2%
TOTAL APPROPRIATIONS	\$6,174,594,840	100.0%	\$6,548,441,906	100.0%	\$373,847,066	6.1%

^a Does not include \$184.8 million in ARRA funds approved for NSHE and \$4.3 million in ARRA funds approved for K-12 Education during the 2009-11 biennium.

^b Does not include \$72.2 million in ARRA funds approved for the Department of Corrections in FY 2011.

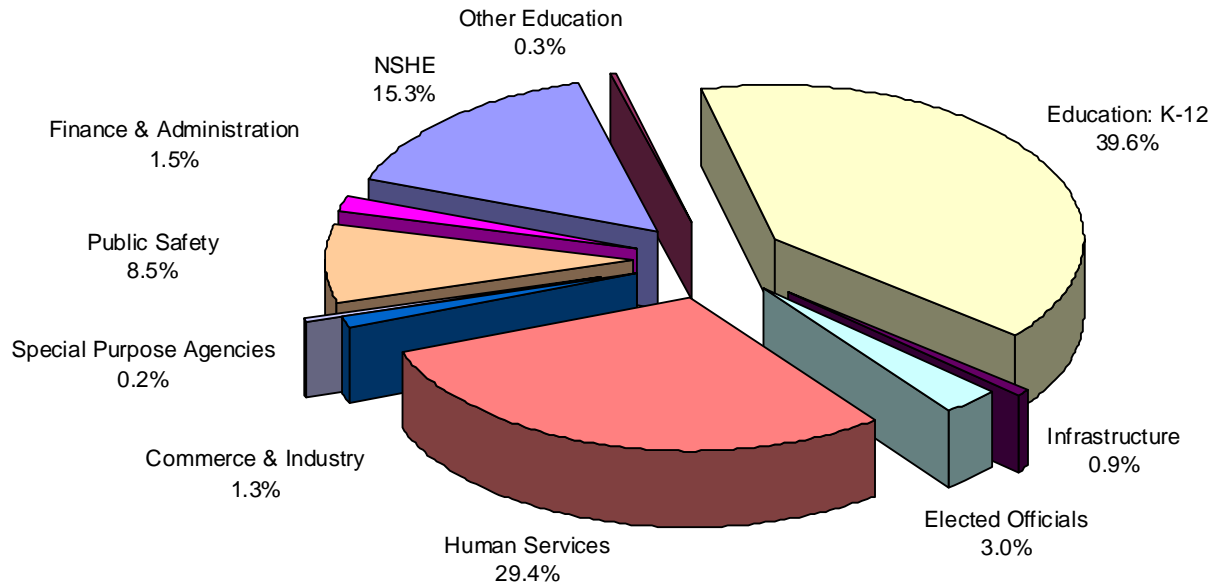
Please refer to page 68 of this report for information summarizing the use of American Recovery and Reinvestment Act funding, which provided additional operating support in lieu of General Fund dollars.

GENERAL FUND OPERATING APPROPRIATIONS BY FUNCTIONAL AREA: 2007-09 AND 2009-11 BIENNIUM

Functional Area	Legislature Approved 2007-09 (a.)		Governor Recommends 2009-11				Legislature Approves 2009-11			
	Amount	%	Amount	%	Dollar Change	Percent Change	Amount	%	Dollar Change	Percent Change
Elected Officials	\$ 195,728,147	2.8%	\$ 186,301,870	3.0%	\$ (9,426,277)	-4.8%	\$ 198,479,178	3.0%	\$ 2,751,031	1.4%
Finance & Administration (b.)	\$ 124,584,885	1.8%	\$ 72,191,956	1.2%	\$ (52,392,929)	-42.1%	\$ 100,471,712	1.5%	\$ (24,113,173)	-19.4%
Education										
NSHE (c.)	\$ 1,318,687,705	18.6%	\$ 843,873,920	13.7%	\$ (474,813,785)	-36.0%	\$ 1,002,101,436	15.3%	\$ (316,586,269)	-24.0%
K-12	\$ 2,628,093,940	37.1%	\$ 2,290,422,751	37.1%	\$ (337,671,189)	-12.8%	\$ 2,589,425,544	39.5%	\$ (38,668,396)	-1.5%
Other Education	\$ 30,405,096	0.4%	\$ 19,791,771	0.3%	\$ (10,613,325)	-34.9%	\$ 22,145,757	0.3%	\$ (8,259,339)	-27.2%
Total Education	\$ 3,977,186,741	56.2%	\$ 3,154,088,442	51.1%	\$ (823,098,299)	-20.7%	\$ 3,613,672,737	55.2%	\$ (363,514,004)	-9.1%
Human Services (c.)	\$ 1,927,008,729	27.2%	\$ 2,008,354,539	32.5%	\$ 81,345,810	4.2%	\$ 1,924,800,074	29.4%	\$ (2,208,655)	-0.1%
Commerce & Industry (d.)	\$ 105,173,700	1.5%	\$ 96,666,988	1.6%	\$ (8,506,712)	-8.1%	\$ 85,647,693	1.3%	\$ (19,526,007)	-18.6%
Public Safety (c.)	\$ 667,768,691	9.4%	\$ 588,741,147	9.5%	\$ (79,027,544)	-11.8%	\$ 556,841,950	8.5%	\$ (110,926,741)	-16.6%
Infrastructure	\$ 69,489,461	1.0%	\$ 56,203,400	0.9%	\$ (13,286,061)	-19.1%	\$ 57,229,323	0.9%	\$ (12,260,138)	-17.6%
Special Purpose Agencies	\$ 14,159,265	0.2%	\$ 12,046,498	0.2%	\$ (2,112,767)	-14.9%	\$ 11,299,239	0.2%	\$ (2,860,026)	-20.2%
Total Appropriations	\$ 7,081,099,619	100.0%	\$ 6,174,594,840	100.0%	\$ (906,504,779)	-12.8%	\$ 6,548,441,906	100.0%	\$ (532,657,713)	-7.5%

- (a.) Includes supplemental appropriations as approved by the 2009 Legislature and is reduced by actions taken by the 24th Special Session.
- (b.) Legislature Approves includes \$29,796,912 as appropriated to the Board of Examiners for allocation for: Salary Adjustment funds, \$27,882,673 and Unemployment Compensation, \$1,914,239.
- (c.) Please refer to page 68 of this report for information summarizing the use of ARRA funding which provided additional operating support in lieu of General Fund dollars.
- (d.) Governor Recommends Tourism be financed with a General Fund appropriation. Legislature Approves continues the funding of Tourism with Room Tax dollars.

NEVADA GENERAL FUND APPROPRIATIONS LEGISLATURE APPROVED – 2009-11 BIENNIUM



LEGISLATURE APPROVED APPROPRIATIONS - 2009-11 BIENNIUM

	FY 2009-10	FY 2010-11	TOTAL	% of Total
Elected Officials	\$ 98,703,500	\$ 99,775,678	\$ 198,479,178	3.0%
Finance & Administration	\$ 65,792,065	\$ 34,679,647	\$ 100,471,712	1.5%
Education:				
Nevada System of Higher Education ^{a.}	\$ 501,051,371	\$ 501,050,065	\$ 1,002,101,436	15.3%
Kindergarten to 12th Grade ^{a.}	\$ 1,249,655,316	\$ 1,339,770,228	\$ 2,589,425,544	39.6%
Other Education	\$ 11,107,109	\$ 11,038,648	\$ 22,145,757	0.3%
Subtotal Education	\$ 1,761,813,796	\$ 1,851,858,941	\$ 3,613,672,737	55.2%
Human Services	\$ 895,588,060	\$ 1,029,212,014	\$ 1,924,800,074	29.4%
Commerce & Industry	\$ 42,883,404	\$ 42,764,289	\$ 85,647,693	1.3%
Public Safety ^{b.}	\$ 312,236,851	\$ 244,605,099	\$ 556,841,950	8.5%
Infrastructure	\$ 28,680,183	\$ 28,549,140	\$ 57,229,323	0.9%
Special Purpose Agencies	\$ 5,767,036	\$ 5,532,203	\$ 11,299,239	0.2%
Total	\$ 3,211,464,895	\$ 3,336,977,011	\$ 6,548,441,906	100.0%

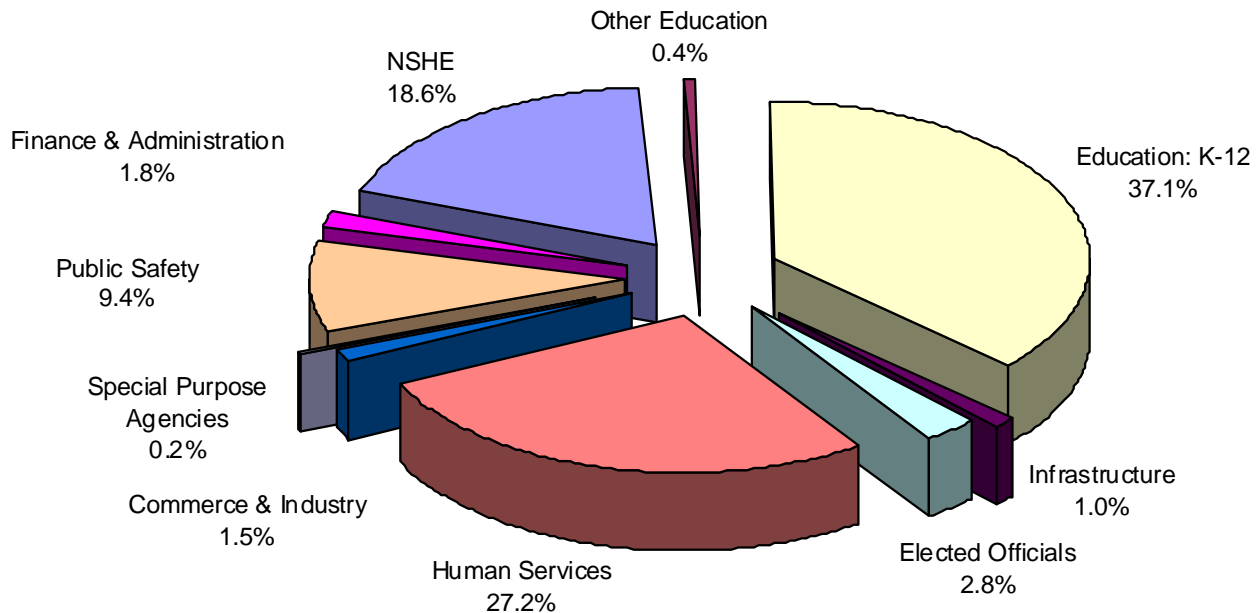
a. Does not include \$92.4 million in ARRA funds approved for NSHE in both FY 2010 and FY 2011 and \$4.3 million in ARRA funds approved for K-12 Education in FY 2010.

b. Does not include 72.2 million in ARRA funds approved for the Department of Corrections in FY 2011.

Please refer to page 68 of this report for information summarizing the use of American Recovery and Reinvestment Act funding, which provided additional operating support in lieu of General Fund dollars.

NEVADA GENERAL FUND APPROPRIATIONS

LEGISLATURE APPROVED – 2007-09 BIENNIUM ^{a.}



LEGISLATURE APPROVED APPROPRIATIONS - 2007-09 BIENNIUM ^{a.}

	FY 2007-08	FY 2008-09	TOTAL	% of Total
Elected Officials ^{b.}	\$ 93,114,860	\$ 102,613,287	\$ 195,728,147	2.8%
Finance & Administration	\$ 52,600,759	\$ 71,984,127	\$ 124,584,886	1.8%
Education:				
Nevada System of Higher Education ^{b.}	\$ 640,362,779	\$ 678,324,926	\$ 1,318,687,705	18.6%
Kindergarten to 12th Grade	\$ 1,222,015,158	\$ 1,406,078,782	\$ 2,628,093,940	37.1%
Other Education	\$ 14,535,820	\$ 15,869,276	\$ 30,405,096	0.4%
Subtotal Education	\$ 1,876,913,757	\$ 2,100,272,984	\$ 3,977,186,741	56.1%
Human Services	\$ 919,005,768	\$ 1,008,002,960	\$ 1,927,008,728	27.2%
Commerce & Industry	\$ 51,942,596	\$ 53,231,104	\$ 105,173,700	1.5%
Public Safety ^{b.}	\$ 318,480,849	\$ 349,287,842	\$ 667,768,691	9.4%
Infrastructure	\$ 35,952,417	\$ 33,537,044	\$ 69,489,461	1.0%
Special Purpose Agencies	\$ 6,480,205	\$ 7,679,060	\$ 14,159,265	0.2%
Total	\$ 3,354,491,211	\$ 3,726,608,408	\$ 7,081,099,619	100.0%

^{a.} Includes supplemental appropriations approved by the 2009 Legislature. Reduced by \$47,995,713 for K-12 Education that was eliminated by the 24th Special Session (purchase of textbooks, instructional supplies and instructional hardware).

^{b.} For comparison purposes, WICHE is included in the Nevada System of Higher Education and Homeland Security is included in Elected Officials.

Please refer to page 68 of this report for information summarizing the use of American Recovery and Reinvestment Act funding, which provided additional operating support in lieu of General Fund dollars.

**GENERAL FUND SUPPLEMENTAL APPROPRIATIONS
GOVERNOR RECOMMENDS v. LEGISLATURE APPROVES
2009 LEGISLATURE**

BILL NO.	CHAPTER	DEPARTMENT / DIVISION	PURPOSE (a.)	GOVERNOR RECOMMENDS			LEGISLATURE APPROVES		
				FY 2009	FY 2010	FY 2011	FY 2009	FY 2010	FY 2011
ELECTED OFFICIALS									
A.B. 534	315	Governor's Office - Office of Consumer Health Assistance	GR: Funding for a correction to the closing of fiscal year 2005 identified by a Legislative Counsel Bureau (LCB) audit. Funds are an annual assessment paid by hospitals, other than federal and state hospitals, with 49 or more licensed or approved hospital beds to support the Bureau of Hospital Patients (BHP) within the Office of Consumer Health Assistance.	\$ 181,169	\$ -	\$ -	\$ 181,169	\$ -	\$ -
-	-	Governor's Office - Nuclear Projects Office	GR: Funding for an anticipated salary shortfall due to terminal leaves. LA: Agency funded the costs with existing resources.	\$ 90,002	\$ -	\$ -	\$ -	\$ -	\$ -
-	-	Secretary of State's Office	GR: Funding for a projected Special Services revenue shortfall in the Secretary of State's budget. LA: Supplemental funding need was offset by a transfer of funds from the Secretary of State's Revolving Account for Investigation, Enforcement and Education (S.B. 428, Sec. 3).	\$ 942,006	\$ -	\$ -	\$ -	\$ -	\$ -
TOTAL ELECTED OFFICIALS				\$ 1,213,177	\$ -	\$ -	\$ 181,169	\$ -	\$ -
EDUCATION									
A.B. 533	17	Department of Education - Distributive School Account	GR: Funding for the expected shortfall in the Distributive School Account (DSA) due to shortfalls in the Local School Support Tax and Public School Operating Property Tax (the 1/3 guaranteed in the DSA). LA: Governor recommended amount did not include the additional revenue as approved by the 25th Special Session (Mineral Land Lease \$12,000,000 and Local School Support Tax \$1,172,284).	\$ 329,279,867	\$ -	\$ -	\$ 323,802,183	\$ -	\$ -
S.B. 400	407	Nevada System of Higher Education - System Administration	GR: Funding to pay the Nevada System of Higher Education's portion of state premiums owed to the Public Employees Benefits Program from fiscal year 2003 to 2006.	\$ 110,800	\$ -	\$ -	\$ 110,800	\$ -	\$ -
TOTAL EDUCATION				\$ 329,390,667	\$ -	\$ -	\$ 323,912,983	\$ -	\$ -
HUMAN SERVICES									
-	-	Department of Health and Human Services - Washoe County Integration	GR: Funding for an anticipated revenue shortfall in Federal Title XIX (Medicaid) funding. LA: Savings generated from increased FMAP funding was utilized by the Legislature to offset supplemental funding needs for the Department of Health and Human Services.	\$ 873,044	\$ -	\$ -	\$ -	\$ -	\$ -
-	-	Department of Health and Human Services - Clark County Integration	GR: Funding for shortfall of purchase placement costs due to a decline in Title IV-E eligibility rate. This amount takes into consideration the Federal Medical Assistance Percentage (FMAP) hold harmless. LA: Savings generated from increased FMAP funding was utilized by the Legislature to offset supplemental funding needs for the Department of Health and Human Services.	\$ 2,024,537	\$ -	\$ -	\$ -	\$ -	\$ -

**GENERAL FUND SUPPLEMENTAL APPROPRIATIONS
GOVERNOR RECOMMENDS v. LEGISLATURE APPROVES
2009 LEGISLATURE**

BILL NO.	CHAPTER	DEPARTMENT / DIVISION	PURPOSE (a.)	GOVERNOR RECOMMENDS			LEGISLATURE APPROVES		
				FY 2009	FY 2010	FY 2011	FY 2009	FY 2010	FY 2011
-	-	Department of Health and Human Services - Children, Youth and Family Administration	GR: Funding for additional parental placement costs due to increased treatment foster care rate as a result of changes to the Medicaid Services Manual, chapter 400. LA: Savings generated from increased FMAP funding was utilized by the Legislature to offset supplemental funding needs for the Department of Health and Human Services.	\$ 2,351,305	\$ -	\$ -	\$ -	\$ -	\$ -
-	-	Department of Health and Human Services - Child Care Services	GR: Funding for an additional Child Care Development Surveyor II, and associated costs, effective May 1, 2009 to cover the addition of 180 child care facilities previously licensed by the City of Las Vegas which will need to have an inspection prior to the renewal of the license, as well as two additional inspections annually. LA: Savings generated from increased FMAP funding was utilized by the Legislature to offset supplemental funding needs for the Department of Health and Human Services.	\$ 14,812	\$ -	\$ -	\$ -	\$ -	\$ -
-	-	Department of Health and Human Services - Rural Child Welfare	GR: Funding for a shortfall in General Fund match for the Federal Title IV-E program due to a cost allocation error. Also, the budgeted Title IV-E reimbursement rate was higher than actual. This amount takes into consideration the Federal Medical Assistance Percentage (FMAP) hold harmless. LA: Savings generated from increased FMAP funding was utilized by the Legislature to offset supplemental funding needs for the Department of Health and Human Services.	\$ 7,289,817	\$ -	\$ -	\$ -	\$ -	\$ -
-	-	Department of Health and Human Services - Office of Health Administration	GR: Funding to cover an incorrect cost allocation resulting in a shortfall of General Fund authority and an uncollectible cost allocation revenue authority. LA: Savings generated from increased FMAP funding was utilized by the Legislature to offset supplemental funding needs for the Department of Health and Human Services.	\$ 265,925	\$ -	\$ -	\$ -	\$ -	\$ -
-	-	Department of Health and Human Services - Youth Parole Services	GR: Funding for additional costs due to increased treatment foster care rate as a result of changes to the Medicaid Services Manual, chapter 400. LA: Savings generated from increased FMAP funding was utilized by the Legislature to offset supplemental funding needs for the Department of Health and Human Services.	\$ 470,463	\$ -	\$ -	\$ -	\$ -	\$ -
-	-	Department of Health and Human Services - Welfare -Assistance to Aged and Blind	GR: To fund an unanticipated increase in the cost of supplemental payments to low income aged and blind individuals and adult group care facilities. LA: Savings generated from increased FMAP funding was utilized by the Legislature to offset supplemental funding needs for the Department of Health and Human Services.	\$ 280,000	\$ -	\$ -	\$ -	\$ -	\$ -

**GENERAL FUND SUPPLEMENTAL APPROPRIATIONS
GOVERNOR RECOMMENDS v. LEGISLATURE APPROVES
2009 LEGISLATURE**

BILL NO.	CHAPTER	DEPARTMENT / DIVISION	PURPOSE (a.)	GOVERNOR RECOMMENDS			LEGISLATURE APPROVES		
				FY 2009	FY 2010	FY 2011	FY 2009	FY 2010	FY 2011
-	-	Department of Health and Human Services - HCF&P - Nevada Medicaid, Title XIX	GR: To provide funding to pay Medicaid medical service costs due to significant caseload increases for Temporary Assistance to Needy Families/Children's Health Assistance Program (TANF/CHAP), Medical Assistance to the Aged, Blind and Disabled (MAABD) and Child Welfare categories. LA: Savings generated from increased FMAP funding was utilized by the Legislature to offset supplemental funding needs for the Department of Health and Human Services.	\$ 31,151,455	\$ -	\$ -	\$ -	\$ -	\$ -
TOTAL HUMAN SERVICES				\$ 44,721,358	\$ -	\$ -	\$ -	\$ -	\$ -
PUBLIC SAFETY									
A.B. 557	319	Department of Corrections -Prison Medical Care	GR: \$64,967 for the terminal leave and Public Employees Retirement System credit (NRS 286.3007) payments as a result of the closure of Nevada State Prison. \$24,673 for a projected shortfall in the utility budget. LA: \$19,809 for shortfalls in the utility budget, \$138,333 for shortfalls in the personnel budget and \$170,371 for inmate-driven cost shortfalls.	\$ 89,640	\$ -	\$ -	\$ 328,513	\$ -	\$ -
A.B. 557	319	Department of Corrections - Warm Springs Correctional Center	GR: Funding for a projected shortfall in the utility budget. LA: \$48,537 for a shortfall in the utility budget, \$47,394 for revenue shortfalls, \$64,142 for shortfalls in the personnel budget, and \$9,886 for inmate-driven cost shortfalls.	\$ 11,490	\$ -	\$ -	\$ 169,959	\$ -	\$ -
A.B. 557	319	Department of Corrections - Northern Nevada Correctional Center	GR: Funding for a projected shortfall in the utility budget. LA: \$322,167 for shortfalls in the utility budget and \$202,258 for shortfalls in the personnel budget.	\$ 379,938	\$ -	\$ -	\$ 524,425	\$ -	\$ -
-	-	Department of Corrections - Nevada State Prison	GR: \$3,563,809 for the terminal leave and Public Employees Retirement System credit (NRS 286.3007) payments as a result of the closure of Nevada State Prison. \$6,499 for a projected shortfall in the utility budget.	\$ 3,570,308	\$ -	\$ -	\$ -	\$ -	\$ -
A.B. 557	319	Department of Corrections - Stewart Conservation Camp	GR: Funding for a projected shortfall in the utility budget. LA: \$28,872 for shortfalls in the utility budget and \$7,788 for revenue shortfalls.	\$ 30,753	\$ -	\$ -	\$ 36,660	\$ -	\$ -
A.B. 557	319	Department of Corrections -Pioche Conservation Camp	GR: Funding for a projected shortfall in the utility budget. LA: \$40,873 for shortfalls in the utility budget and \$709 for revenue shortfalls.	\$ 96,653	\$ -	\$ -	\$ 41,582	\$ -	\$ -
-	-	Department of Corrections - Northern Nevada Restitution Center	GR: Funding for a projected shortfall in the utility budget.	\$ 4,193	\$ -	\$ -	\$ -	\$ -	\$ -
-	-	Department of Corrections - Three Lakes Valley Conservation Camp	GR: Funding for a projected shortfall in the utility budget.	\$ 19,545	\$ -	\$ -	\$ -	\$ -	\$ -
A.B. 557	319	Department of Corrections - Southern Desert Correctional Center	GR: Funding for a projected shortfall in the utility budget. LA: \$165,831 for shortfalls in the utility budget, \$11,007 for revenue shortfalls and \$492,626 for inmate-driven cost shortfalls.	\$ 519,323	\$ -	\$ -	\$ 669,464	\$ -	\$ -
-	-	Department of Corrections -Wells Conservation Camp	GR: Funding for a projected shortfall in the utility budget.	\$ 30,239	\$ -	\$ -	\$ -	\$ -	\$ -

**GENERAL FUND SUPPLEMENTAL APPROPRIATIONS
GOVERNOR RECOMMENDS v. LEGISLATURE APPROVES
2009 LEGISLATURE**

BILL NO.	CHAPTER	DEPARTMENT / DIVISION	PURPOSE (a.)	GOVERNOR RECOMMENDS			LEGISLATURE APPROVES		
				FY 2009	FY 2010	FY 2011	FY 2009	FY 2010	FY 2011
-	-	Department of Corrections - Humboldt Conservation Camp	GR: Funding for a projected shortfall in the utility budget.	\$ 36,605	\$ -	\$ -	\$ -	\$ -	\$ -
-	-	Department of Corrections -Ely Conservation Camp	GR: Funding for a projected shortfall in the utility budget.	\$ 25,962	\$ -	\$ -	\$ -	\$ -	\$ -
-	-	Department of Corrections -Jean Conservation Camp	GR: Funding for a projected shortfall in the utility budget.	\$ 57,862	\$ -	\$ -	\$ -	\$ -	\$ -
A.B. 557	319	Department of Corrections -Ely State Prison	GR: Funding for a projected shortfall in the utility budget. LA: \$65,852 for shortfalls in the utility budget, \$16,268 for revenue shortfalls, \$303,831 for shortfalls in the personnel budget, \$6,414 for shortfalls in the operating budget and \$8,815 for shortfalls in the maintenance budget.	\$ 302,963	\$ -	\$ -	\$ 401,180	\$ -	\$ -
-	-	Department of Corrections -Carlin Conservation Camp	GR: Funding for a projected shortfall in the utility budget.	\$ 12,478	\$ -	\$ -	\$ -	\$ -	\$ -
-	-	Department of Corrections - Tonopah Conservation Camp	GR: \$232,094 for the terminal leave and Public Employees Retirement System credit (NRS 286.3007) payments as a result of the closure of Tonopah Conservation Camp. \$34,846 for a projected shortfall in the utility budget.	\$ 266,940	\$ -	\$ -	\$ -	\$ -	\$ -
A.B. 557	319	Department of Corrections - Lovelock Correctional Center	GR: Funding for a projected shortfall in the utility budget. LA: \$183,937 for shortfalls in the utility budget and \$40,552 for revenue shortfalls.	\$ 258,297	\$ -	\$ -	\$ 224,489	\$ -	\$ -
A.B. 557	319	Department of Corrections - Casa Grande Transitional Housing	GR: Funding for a projected shortfall in the utility budget. LA: \$476,602 for revenue shortfalls	\$ 15,959	\$ -	\$ -	\$ 476,602	\$ -	\$ -
-	-	Department of Corrections - Florence McClure Women's Correctional Center	GR: Funding for a projected shortfall in the utility budget.	\$ 40,128	\$ -	\$ -	\$ -	\$ -	\$ -
-	-	Department of Corrections -High Desert State Prison	GR: Funding for a projected shortfall in the utility budget.	\$ 464,814	\$ -	\$ -	\$ -	\$ -	\$ -
S.B. 401	408	Department of Public Safety - State Fire Marshal	GR: To fund outstanding fiscal year 2008 refunds for hazmat fees and plan review fees. LA: For refunds of hazardous material fees and plan review and licensing fees.	\$ 10,890	\$ -	\$ -	\$ 6,898	\$ -	\$ -
TOTAL PUBLIC SAFETY				\$ 6,244,980	\$ -	\$ -	\$ 2,879,772	\$ -	\$ -
INFRASTRUCTURE									
-	-	Department of Conservation and Natural Resources - Division of Forestry - Conservation Camps	GR: Funding for the terminal leave payments as a result of the closure of Tonopah Conservation Camp.	\$ 38,763	\$ -	\$ -	\$ -	\$ -	\$ -
TOTAL INFRASTRUCTURE				\$ 38,763	\$ -	\$ -	\$ -	\$ -	\$ -
TOTAL GENERAL FUND SUPPLEMENTAL APPROPRIATIONS				\$ 381,608,945	\$ -	\$ -	\$ 326,973,924	\$ -	\$ -

27

(a.) - GR - "Purpose" comments replicate descriptions provided in The Executive Budget.

**HIGHWAY FUND SUPPLEMENTAL APPROPRIATIONS
GOVERNOR RECOMMENDS v. LEGISLATURE APPROVES
2009 LEGISLATURE**

BILL NO.	CHAPTER	DEPARTMENT / DIVISION	PURPOSE (a.)	GOVERNOR RECOMMENDS			LEGISLATURE APPROVES		
				FY 2009	FY 2010	FY 2011	FY 2009	FY 2010	FY 2011
PUBLIC SAFETY									
-	-	Department of Motor Vehicles - Office of Administrative Hearings	GR: Funding for the cost of the mileage rate increase paid to witnesses who appear at administrative hearings.	\$ 7,305	\$ -	\$ -	\$ -	\$ -	\$ -
S.B. 422	424	Department of Motor Vehicles - Field Services	GR: Funding for projected revenue shortfalls in governmental sales tax commissions and penalties. LA: For unanticipated revenue shortfalls in government sales tax commissions and penalties.	\$ 1,340,905	\$ -	\$ -	\$ 980,000	\$ -	\$ -
-	-	Department of Motor Vehicles - Central Services	GR: Funding for projected revenue shortfalls in full sales tax commissions and records search charges.	\$ 446,031	\$ -	\$ -	\$ -	\$ -	\$ -
S.B. 422	424	Department of Motor Vehicles - Administrative Services	GR: Funding for a projected revenue shortfall in Title Processing fees due to the economic slowdown. LA: For unanticipated revenue shortfalls in title processing fees.	\$ 1,410,427	\$ -	\$ -	\$ 795,000	\$ -	\$ -
TOTAL PUBLIC SAFETY				\$ 3,204,668			\$ 1,775,000		
TOTAL HIGHWAY FUND SUPPLEMENTAL APPROPRIATIONS				\$ 3,204,668			\$ 1,775,000		

(a.) - **GR** - "Purpose" comments replicate descriptions provided in The Executive Budget.

**GENERAL FUND ONE-TIME APPROPRIATIONS
GOVERNOR RECOMMENDS v. LEGISLATURE APPROVES
2009 LEGISLATURE**

BILL NO.	CHAPTER	DEPARTMENT / DIVISION	PURPOSE	GOVERNOR RECOMMENDS			LEGISLATURE APPROVES		
				FY 2009	FY 2010	FY 2011	FY 2009	FY 2010	FY 2011
A.B. 146	381	Interim Finance Committee, Section 45.5	For allocation to the Secretary of State to design and implement the state business portal as established by sections 2, 3, and 4 of A.B. 146.	\$ -	\$ -	\$ -	\$ 6,520,349	\$ -	\$ -
A.B. 562	388	Interim Finance Committee, Section 42	For allocation to the Information Technology Projects account for the costs of software implementation for the Division of Welfare and Supportive Services, Eligibility Operations Data System Enhancement project. The Governor's Recommended budget included this funding in the "ongoing" appropriations for the Information Technology Projects account in the same amount.	\$ -	\$ -	\$ -	\$ -	\$ 2,256,676	\$ -
A.B. 562	388	Interim Finance Committee, Section 43	For allocation to the State Treasurer for repayment of the principal amount of any notes issued pursuant to the provisions of NRS 349.074.	\$ -	\$ 23,066,271	\$ 22,998,937	\$ -	\$ 15,000,000	\$ 15,000,000
S.B. 403	465	Department of Motor Vehicles, Section 2	For the costs of implementing changes to the provisions governing the Governmental Services Tax.	\$ -	\$ -	\$ -	\$ 24,000	\$ -	\$ -
S.B. 403	465	Department of Taxation, Section 2	For the costs of implementing the changing to the provisions governing the Local School Support Tax.	\$ -	\$ -	\$ -	\$ 95,000	\$ -	\$ -
S.B. 403	465	Interim Finance Committee, Section 2	For allocation to the Department of Taxation for the costs of additional duties and modifications necessary to implement laws revised during the 2009 Session.	\$ -	\$ -	\$ -	\$ 527,850		
TOTAL GENERAL FUND ONE-TIME APPROPRIATIONS				\$ -	\$ 23,066,271	\$ 22,998,937	\$ 7,167,199	\$ 17,256,676	\$ 15,000,000

**HIGHWAY FUND ONE-TIME APPROPRIATIONS
GOVERNOR RECOMMENDS v. LEGISLATURE APPROVES
2009 LEGISLATURE**

BILL NO.	CHAPTER	DEPARTMENT / DIVISION	PURPOSE	GOVERNOR RECOMMENDS			LEGISLATURE APPROVES		
				FY 2009	FY 2010	FY 2011	FY 2009	FY 2010	FY 2011
A.B. 564	440	State Public Works Board, Section 4	To support the Board in carrying out the program of capital improvements as summarized in A.B. 564, section 4.	\$ 2,433,707			\$ 2,213,808	\$ -	\$ -
TOTAL HIGHWAY FUND ONE-TIME APPROPRIATIONS				\$ 2,433,707	\$ -	\$ -	\$ 2,213,808	\$ -	\$ -

**GENERAL FUND ONGOING APPROPRIATIONS
GOVERNOR RECOMMENDS v. LEGISLATURE APPROVES
2009 LEGISLATURE**

BILL NO.	CHAPTER	DEPARTMENT / DIVISION	PURPOSE	GOVERNOR RECOMMENDS			LEGISLATURE APPROVES		
				FY 2009	FY 2010	FY 2011	FY 2009	FY 2010	FY 2011
A.B. 214	433	Division of State Parks, Section 1.5	To carry out any physical examinations or blood tests required by A.B. 214.	\$ -	\$ -	\$ -	\$ -	\$ 16,615	\$ 16,615
A.B. 562	388	General Appropriations Act, Sections 1 through 31	For operating expenses.	\$ -	\$ 1,866,705,039	\$ 1,980,473,137	\$ -	\$ 1,909,685,434	\$ 1,973,184,867
A.B. 562	388	Board of Examiners, Section 40	For the purpose of meeting deficiencies for payment of unemployment compensation assessments to the Department of Personnel.	\$ -	\$ -	\$ -	\$ -	\$ 1,359,834	\$ 554,405
A.B. 562	388	Interim Finance Committee, Section 41	For allocation to the Division of Child and Family Services for the establishment of an enhanced foster care rate for children in sibling groups in which one sibling requires a higher level of care placement.	\$ -	\$ -	\$ -	\$ -	\$ 1,600,000	\$ 1,600,000
A.B. 562	388	Public Employees' Retirement System, Section 55	For the administration of the Legislator's Retirement System for the period July 1, 2009 through June 30, 2011.	\$ -	\$ -	\$ -	\$ -	\$ 135,053	\$ -
A.B. 563	389	Distributive School Account, Section 4	Includes funding for basic support guarantee, special education program units, adult high school diploma, special counseling services, regional training programs for the professional development of teachers and educational administrators, early childhood education programs, special transportation costs, payment of increased salaries of professional school library media specialists and for class-size reduction programs.	\$ -	\$ 1,093,720,982	\$ 1,090,154,838	\$ -	\$ 1,201,169,591	\$ 1,267,051,744
A.B. 563	389	Other State Education Programs Account, Section 22	Includes funding for National Board Teacher Certification Program, school support team substitutes, Counselor National Board Certification, LEA library books and educational technology.	\$ -	\$ 13,546,253	\$ 12,760,937	\$ -	\$ 10,278,761	\$ 9,366,421
A.B. 563	389	Account for Programs for Innovation and the Prevention of Remediation, Section 23	For the continuation of the full-day kindergarten program.	\$ -	\$ 25,533,069	\$ 27,243,848	\$ -	\$ 25,506,299	\$ 25,474,591
A.B. 563	389	Incentives for Licensed Educational Personnel, Section 26	To purchase one-fifth of a year retirement service credit and other financial incentives for School Year 2009-2010 for certain licensed educational personnel in accordance with NRS 391.166.	\$ -	\$ -	\$ -	\$ -	\$ -	\$ 24,777,056
S.B. 423	425	Interim Finance Committee, Section 1	For allocation to assist state agencies, including the Nevada System of Higher Education, in paying electricity, heating and cooling costs.	\$ -	\$ 2,206,295	\$ 3,126,269	\$ -	\$ 2,206,295	\$ 3,126,269
S.B. 431	392	State Gaming Control Board, Section 3	For operating expenses.	\$ -	\$ 28,996,560	\$ 29,290,962	\$ -	\$ 31,214,314	\$ 31,420,650
S.B. 431	392	Nevada Gaming Commission, Section 4	For operating expenses.	\$ -	\$ 414,381	\$ 422,270	\$ -	\$ 410,026	\$ 404,393
S.B. 433	391	State Board of Examiners, Section 6	For the purpose of meeting salary deficiencies which may be created due to the actual net salary requirements of unpaid furlough leave and to hold personnel harmless in the accumulation of retirement and service credit.	\$ -	\$ -	\$ -	\$ -	\$ 23,882,673	\$ -
S.B. 433	391	State Board of Examiners, Section 8	For the purpose of meeting salary deficiencies which may be created for identified areas of critical need.	\$ -	\$ -	\$ -	\$ -	\$ 4,000,000	\$ -
TOTAL GENERAL FUND ONGOING APPROPRIATIONS				\$ -	\$ 3,031,122,579	\$ 3,143,472,261	\$ -	\$ 3,211,464,895	\$ 3,336,977,011

**HIGHWAY FUND ONGOING APPROPRIATIONS
GOVERNOR RECOMMENDS v. LEGISLATURE APPROVES
2009 LEGISLATURE**

BILL NO.	CHAPTER	DEPARTMENT / DIVISION	PURPOSE	GOVERNOR RECOMMENDS			LEGISLATURE APPROVES		
				FY 2009	FY 2010	FY 2011	FY 2009	FY 2010	FY 2011
A.B. 562	388	General Appropriations Act, Section 32	For operating expenses.	\$ -	\$ 143,384,680	\$ 142,190,684	\$ -	\$ 117,077,952	\$ 115,011,860
A.B. 562	388	State Board of Examiners, Section 40	For the purpose of meeting deficiencies for payment of unemployment compensation assessments to the Department of Personnel.	\$ -	\$ -	\$ -	\$ -	\$ 303,040	\$ 108,167
S.B. 423	425	Interim Finance Committee, Section 1	For allocation to assist state agencies in paying electricity, heating and cooling costs.	\$ -	\$ 189,016	\$ 275,075	\$ -	\$ 189,016	\$ 275,075
S.B. 431	392	Department of Transportation, Transportation Administration	For operating expenses.	\$ -	\$ 349,600,214	\$ 330,528,708	\$ -	\$ 321,109,777	\$ 286,074,745
S.B. 433	391	State Board of Examiners, Section 7	For the purpose of meeting salary deficiencies which may be created due to the actual net salary requirements of unpaid furlough leave and to hold personnel harmless in the accumulation of retirement and service credit.	\$ -	\$ -	\$ -	\$ -	\$ 4,657,094	\$ -
TOTAL HIGHWAY FUND ONGOING APPROPRIATIONS				\$ -	\$ 493,173,910	\$ 472,994,467	\$ -	\$ 443,336,879	\$ 401,469,847

**GENERAL FUND APPROPRIATIONS TO RESTORE FUND BALANCES
GOVERNOR RECOMMENDS v. LEGISLATURE APPROVES**

2009 LEGISLATURE

BILL NO.	CHAPTER	DEPARTMENT / DIVISION	PURPOSE (a.)	GOVERNOR RECOMMENDS			LEGISLATURE APPROVES		
				FY 2009	FY 2010	FY 2011	FY 2009	FY 2010	FY 2011
S.B. 403	465	State Claims Account	GR: To restore the balance in the State Claims Account.	\$ -	\$ 5,500,000	\$ -	\$ -	\$ 5,500,000	\$ -
S.B. 403	465	Emergency Account	GR: To restore the balance in the Emergency Account.	\$ -	\$ 150,000	\$ -	\$ -	\$ 150,000	\$ -
S.B. 403	465	Statutory Contingency Account	GR: To restore the balance in the Statutory Contingency Account.	\$ -	\$ 3,000,000	\$ -	\$ -	\$ 3,000,000	\$ -
S.B. 403	465	Interim Finance Contingency Fund	GR: To restore the balance in the Interim Finance Contingency Fund.	\$ -	\$ 7,500,000	\$ -	\$ -	\$ 7,500,000	\$ -
TOTAL GENERAL FUND APPROPRIATIONS TO RESTORE FUND BALANCES				\$ -	\$ 16,150,000	\$ -	\$ -	\$ 16,150,000	\$ -

(a.) - GR - "Purpose" comments replicate descriptions provided in The Executive Budget.

**HIGHWAY FUND APPROPRIATIONS TO RESTORE FUND BALANCES
GOVERNOR RECOMMENDS v. LEGISLATURE APPROVES**

2009 LEGISLATURE

BILL NO.	CHAPTER	DEPARTMENT / DIVISION	PURPOSE (a.)	GOVERNOR RECOMMENDS			LEGISLATURE APPROVES		
				FY 2009	FY 2010	FY 2011	FY 2009	FY 2010	FY 2011
S.B. 424	409	Attorney General's Tort Claim Fund	LA: To replenish the balance of the fund.	\$ -	\$ -	\$ -	\$ 2,000,000	\$ -	\$ -
TOTAL HIGHWAY FUND APPROPRIATIONS TO RESTORE FUND BALANCES				\$ -	\$ -	\$ -	\$ 2,000,000	\$ -	\$ -

(a.) - GR - "Purpose" comments replicate descriptions provided in The Executive Budget.

BILLS VETOED BY THE GOVERNOR

A total of 48 bills passed by the 2009 Legislature were vetoed by Governor Gibbons. The Governor vetoed 41 bills while the 2009 Legislature was still in Session. The Legislature overrode the Governor's veto on 25 of the 41 bills. To override a veto by the Governor, a two-thirds vote of the full membership of the Senate and the Assembly is required. The remaining 16 bills did not receive the necessary two-thirds vote of the Senate and Assembly or were not considered during the 2009 Legislative Session, and therefore the Governor's veto was upheld and those 16 bills did not become law. A total of 7 bills were vetoed by the Governor after the 2009 Legislature adjourned, and therefore will be reconsidered at the start of the 2011 Legislative Session.

The number of bills vetoed by the Governor and the number of vetoes that were overridden by the Legislature were the most in the state's history. The previous record was set in 1865, during the state's first Legislative Session, when Governor Blasdel vetoed 38 bills and 11 vetoes were overridden by the Legislature. Prior to the 2009 Legislature, the last veto override took place in 1989.

The following schedule outlines the 48 bills passed by the 2009 Legislature that were vetoed by Governor Gibbons. The schedule provides the bill number, a short description of the bill, the action taken by the Legislature as well as any votes taken by the Senate and/or the Assembly on overriding the Governor's vetoes.

**Bills Vetoed by the Governor
75th (2009) Legislative Session**

Bill No.	Bill Description	Veto Date	Legislative Action	Votes on Veto Override
Assembly Bill 22	Revises provisions relating to certain trade practices. (BDR 52-428)	May 29, 2009	Veto not overridden by the Senate.	Assembly: Yeas - 42, Nays - 0 Senate: Yeas - 12, Nays - 9 (Required 2/3 not received)
Assembly Bill 25	Revises provisions governing examinations of applicants for a Nevada driver's license. (BDR 43-343)	May 29, 2009	Veto overridden - Chapter 379.	Assembly: Yeas - 37, Nays - 4, Excused - 1 Senate: Yeas - 21, Nays - 0
Assembly Bill 119	Requires the comprehensive regional plan in certain counties to include provisions concerning the sustainability of certain water resources. (BDR 22-750)	May 25, 2009	No further action taken.	
Assembly Bill 121	Makes various changes concerning health care facilities that employ nurses. (BDR 40-492)	May 23, 2009	Veto overridden - Chapter 380.	Assembly: Yeas - 37, Nays - 5 Senate: Yeas - 21, Nays - 0
Assembly Bill 122	Makes various changes relating to the Office for Consumer Health Assistance. (BDR 18-35)	May 21, 2009	Veto not overridden by the Senate.	Assembly: Yeas - 34, Nays - 7, Excused - 1 Senate: Yeas - 12, Nays - 9 (Required 2/3 not received)
Assembly Bill 130	Revises provisions governing metropolitan police departments. (BDR 22-632)	June 9, 2009	Returning to the 76th (2011) Legislative Session.	
Assembly Bill 135	Requires the State Treasurer to review and the State Board of Finance to approve certain state financial obligations before the obligations are issued or incurred. (BDR 30-617)	May 29, 2009	Veto not overridden by the Senate.	Assembly: Yeas - 31, Nays - 11 Senate: Yeas - 11, Nays - 10 (Required 2/3 not received)
Assembly Bill 141	Establishes a recovery fund for persons defrauded by mortgage brokers, mortgage agents or mortgage bankers. (BDR 54-229)	May 29, 2009	Veto not overridden by the Senate.	Assembly: Yeas - 37, Nays - 3, Excused - 1, Not Voting - 1 Senate: Yeas - 12, Nays - 9 (Required 2/3 not received)
Assembly Bill 146	Provides for the establishment of a state business portal. (BDR 7-972)	May 28, 2009	Veto overridden - Chapter 381.	Assembly: Yeas - 35, Nays - 7 Senate: Yeas - 17, Nays - 4
Assembly Bill 147	Requires local governments, under certain circumstances, to grant preference to local bidders bidding on certain contracts for goods or services for a temporary period. (BDR 27-753)	May 29, 2009	Veto not overridden by the Senate.	Assembly: Yeas - 32, Nays - 10 Senate: Yeas - 13, Nays - 8 (Required 2/3 not received)
Assembly Bill 246	Makes various changes relating to hunting. (BDR 45-512)	May 28, 2009	Veto overridden - Chapter 382.	Assembly: Yeas - 41, Nays - 0, Excused - 1 Senate: Yeas - 21, Nays - 0
Assembly Bill 257	Prohibits the taking of an excessive number of certain free publications under certain circumstances. (BDR 15-532)	May 21, 2009	Veto not overridden by the Senate.	Assembly: Yeas - 34, Nays - 7, Excused - 1 Senate: Yeas - 12, Nays - 9 (Required 2/3 not received)
Assembly Bill 267	Requires certain golf courses assessed as open-space real property to be designated as open-space real property under applicable zoning ordinances. (BDR 32-640)	May 28, 2009	Veto not overridden by the Senate.	Assembly: Yeas - 29, Nays - 13 Senate: Yeas - 12, Nays - 9 (Required 2/3 not received)
Assembly Bill 304	Makes various changes relating to the preservation and improvement of existing neighborhoods. (BDR 22-641)	May 29, 2009	Veto overridden - Chapter 481.	Assembly: Yeas - 29, Nays - 13 Senate: Yeas - 17, Nays - 4
Assembly Bill 307	Revises provisions governing the publication of certain information relating to property taxes. (BDR 32-714)	May 28, 2009	No further action taken.	
Assembly Bill 319	Makes various changes relating to school employees. (BDR 34-50)	May 29, 2009	Veto not overridden by the Senate.	Assembly: Yeas - 28, Nays - 14 Senate: Yeas - 13, Nays - 8 (Required 2/3 not received)
Assembly Bill 381	Revises various provisions relating to arbitration. (BDR 52-931)	May 29, 2009	Veto not overridden by the Senate.	Assembly: Yeas - 28, Nays - 14 Senate: Yeas - 10, Nays - 9, Not Voting - 2 (Required 2/3 not received)
Assembly Bill 395	Provides for workplace relations discussions and agreements for certain state employees. (BDR 23-1020)	June 4, 2009	Returning to the 76th (2011) Legislative Session.	

**Bills Vetoed by the Governor
75th (2009) Legislative Session**

Bill No.	Bill Description	Veto Date	Legislative Action	Votes on Veto Override
Assembly Bill 410	Makes various changes concerning workers' compensation. (BDR 53-90)	May 23, 2009	Veto overridden - Chapter 383.	Assembly: Yeas - 28, Nays - 14 Senate: Yeas - 18, Nays - 3
Assembly Bill 446	Revises certain requirements for the proposed budget of the Executive Department of the State Government. (BDR 31-581)	May 28, 2009	Veto not overridden by the Senate.	Assembly: Yeas - 34, Nays - 8 Senate: Yeas - 12, Nays - 9 (Required 2/3 not received)
Assembly Bill 451	Establishes a program for the investment of state money in certificates of deposit at a reduced rate to provide lending institutions with money for reduced-rate loans to certain small businesses in this state. (BDR 31-613)	June 9, 2009	Returning to the 76th (2011) Legislative Session.	
Assembly Bill 458	Revises various provisions relating to funding for public education. (BDR 31-685)	May 28, 2009	Veto not overridden by the Senate.	Assembly: Yeas - 36, Nays - 5, Excused - 1 Senate: Yeas - 12, Nays - 9 (Required 2/3 not received)
Assembly Bill 463	Restricts a department, division or other agency of this state from employing a person as a consultant. (BDR 23-1057)	May 29, 2009	Veto overridden - Chapter 384.	Assembly: Yeas - 41, Nays - 0, Excused - 1 Senate: Yeas - 21, Nays - 0
Assembly Bill 467	Makes various changes relating to the prevailing wage requirements. (BDR 28-910)	May 29, 2009	Veto overridden - Chapter 385.	Assembly: Yeas - 28, Nays - 14 Senate: Yeas - 18, Nays - 2, Not Voting - 1
Assembly Bill 473	Revises provisions relating to medical and dental services for prisoners. (BDR 16-1128)	May 25, 2009	No further action taken.	
Assembly Bill 480	Makes various changes relating to fees collected by the State Engineer. (BDR 48-1161)	May 21, 2009	Veto overridden - Chapter 250.	Assembly: Yeas - 37, Nays - 4, Excused - 1 Senate: Yeas - 21, Nays - 0
Assembly Bill 491	Makes various changes concerning the execution on property of a judgement debtor or defendant. (BDR 2-948)	May 28, 2009	Veto overridden by the Assembly. Veto not overridden by the Senate.	Assembly: Yeas - 28, Nays - 14 Senate: No Action
Assembly Bill 493	Requires the Public Employees' Retirement Board to identify and report concerning investments of money from the Public Employees' Retirement System in certain scrutinized companies with certain business activities or connections to Iran's petroleum sector. (BDR 23-1232)	May 28, 2009	Veto overridden - Chapter 482.	Assembly: Yeas - 42, Nays - 0 Senate: Yeas - 21, Nays - 0
Assembly Bill 503	Creates an advisory committee to develop recommendations for the funding of highways in this state. (BDR S-954)	June 9, 2009	Returning to the 76th (2011) Legislative Session.	
Assembly Bill 543	Temporarily redirects a portion of the taxes ad valorem levied in Clark and Washoe Counties to the state General Fund and revises the provisions governing the imposition and use of a supplemental governmental services tax in certain counties. (BDR 31-1187)	May 28, 2009	Veto overridden - Chapter 386.	Assembly: Yeas - 33, Nays - 9 Senate: Yeas - 15, Nays - 6
Assembly Bill 552	Makes various changes regarding certain tax collection allowances and the payment of certain taxes to the state. (BDR 32-1188)	May 28, 2009	Veto overridden - Chapter 387.	Assembly: Yeas - 34, Nays - 8 Senate: Yeas - 17, Nays - 4
Assembly Bill 562	Makes various changes regarding state financial administration and makes appropriations for the support of the civil government of the state. (BDR S-1318)	May 28, 2009	Veto overridden - Chapter 388.	Assembly: Yeas - 35, Nays - 7 Senate: Yeas - 17, Nays - 4
Assembly Bill 563	Ensures sufficient funding for K-12 public education for the 2009-11 biennium. (BDR S-1322)	May 28, 2009	Veto overridden - Chapter 389.	Assembly: Yeas - 40, Nays - 2 Senate: Yeas - 19, Nays - 2
Senate Bill 143	Makes an appropriation to the Interim Finance Committee for allocation to pay costs relating to the implementation of certain legislation. (BDR S-1034)	June 9, 2009	Returning to the 76th (2011) Legislative Session.	
Senate Bill 195	Revises provisions governing workers' compensation. (BDR 53-1077)	May 28, 2009	Veto overridden - Chapter 500.	Senate: Yeas - 20, Nays - 1 Assembly: Yeas - 28, Nays - 14

**Bills Vetoed by the Governor
75th (2009) Legislative Session**

Bill No.	Bill Description	Veto Date	Legislative Action	Votes on Veto Override
Senate Bill 201	Authorizes certain counties to impose additional taxes on fuels for motor vehicles. (BDR 32-233)	May 21, 2009	Veto overridden - Chapter 501.	Senate: Yeas - 20, Nays - 1 Assembly: Yeas - 35, Nays - 6, Not Voting - 1
Senate Bill 234	Makes various changes concerning the short-term leasing of passenger cars. (BDR 43-33)	May 28, 2009	Veto overridden - Chapter 390.	Senate: Yeas - 21, Nays - 0 Assembly: Yeas - 34, Nays - 8
Senate Bill 283	Revises provisions governing the rights of domestic partners. (BDR 11-1100)	May 25, 2009	Veto overridden - Chapter 393.	Senate: Yeas - 14, Nays - 7 Assembly: Yeas - 28, Nays - 14
Senate Bill 319	Revises provisions governing certain reports of sentinel events and related events. (BDR 40-828)	May 26, 2009	Veto overridden - Chapter 502.	Senate: Yeas - 18, Nays - 2, Not Voting - 1 Assembly: Yeas - 34, Nays - 8
Senate Bill 363	Revises provisions relating to death benefits paid to surviving spouses under industrial insurance. (BDR 53-1130)	May 28, 2009	Veto overridden - Chapter 503.	Senate: Yeas - 19, Nays - 2 Assembly: Yeas - 28, Nays - 14
Senate Bill 376	Makes various changes relating to the prevailing wage requirements. (BDR 28-730)	June 4, 2009	Returning to the 76th (2011) Legislative Session.	
Senate Bill 378	Establishes provisions relating to certain early childhood education programs. (BDR 34-1134)	May 28, 2009	Veto not overridden by the Senate.	Senate: Yeas - 0, Nays - 21 Assembly: No Action
Senate Bill 394	Makes various changes to provisions relating to off-highway vehicles. (BDR 43-501)	May 26, 2009	Veto overridden - Chapter 504.	Senate: Yeas - 21, Nays - 0 Assembly: Yeas - 36, Nays - 6
Senate Bill 396	Revises provisions governing an investigation of a peace officer by a law enforcement agency. (BDR 23-1098)	June 9, 2009	Returning to the 76th (2011) Legislative Session.	
Senate Bill 415	Establishes for the next biennium the amount to be paid to the Public Employees' Benefits Program for group insurance for certain active and retired public officers and employees. (BDR S-1191)	May 28, 2009	Veto overridden - Chapter 394.	Senate: Yeas - 21, Nays - 0 Assembly: Yeas - 38, Nays - 4
Senate Bill 429	Provides additional revenue for the provision of governmental services. (BDR 32-1320)	May 28, 2009	Veto overridden - Chapter 395.	Senate: Yeas - 17, Nays - 4 Assembly: Yeas - 29, Nays - 13
Senate Bill 431	Authorizes expenditures by agencies of the state government. (BDR S-1317)	May 28, 2009	Veto overridden - Chapter 392.	Senate: Yeas - 19, Nays - 2 Assembly: Yeas - 37, Nays - 5
Senate Bill 433	Provides for salaries of certain state employees and provides for furloughs for certain public employees. (BDR S-1323)	May 28, 2009	Veto overridden - Chapter 391.	Senate: Yeas - 18, Nays - 3 Assembly: Yeas - 38, Nays - 4

CAPITAL IMPROVEMENT PROGRAM

The Capital Improvement Program (CIP) for the 2009-11 biennium as approved by the 2009 Legislature totals approximately \$241.2 million, which is approximately \$341.6 million less than the amount recommended by the Governor. The 2009 CIP is funded from the following sources:

Funding Sources	Governor Recommends (a.)	% of Total	Legislature Approves	% of Total	Difference
General Fund	\$ -	0.00%	\$ -	0.00%	\$ -
General Obligation Bonds	\$ 404,245,395	69.36%	\$ 143,910,314	59.67%	\$(260,335,081)
Highway Fund	\$ 2,433,707	0.42%	\$ 2,213,808	0.92%	\$ (219,899)
Nevada System of Higher Education	\$ 11,178,072	1.92%	\$ 15,314,651	6.35%	\$ 4,136,579
Agency Funds	\$ 694,235	0.12%	\$ 500,367	0.21%	\$ (193,868)
Federal Funds	\$ 60,691,475	10.41%	\$ 60,703,166	25.17%	\$ 11,691
Statewide Agency and Building Official Projects	\$ 101,053,172	17.34%	\$ 1,285,047	0.53%	\$ (99,768,125)
Special Higher Education Capital Construction Fund	\$ 2,500,000	0.43%	\$ 2,500,000	1.04%	\$ -
Other (b.)	\$ -	0.00%	\$ 14,731,314	6.11%	\$ 14,731,314
Total	\$ 582,796,056	100.00%	\$ 241,158,667	100.00%	\$(341,637,389)

- (a.) **Governor Recommends** – Represents the Governor's January 2009 recommendation; the Governor revised the 2009 CIP recommendation in April and again in May 2009 due to a reduction in projected property tax collections.
- (b.) **Other** – Includes funding reallocated from projects approved in the 2007 CIP, including: 07-C20, Agriculture Headquarters and Laboratory Building, \$2,185,000; 07-C22, Replace Campos Office Building and Parking Area, \$167,811; 07-C26, Desert Willow Treatment Center Addition, \$9,500,000; 07-C30, Consolidated Facility Planning for Northern Nevada Adult Mental Health Services and Remodels for Northern Nevada Child & Adolescent Services, \$1,300,000; 07-C89, UNLV Shadow Lane Biomedical Research Building (University of Nevada Health Sciences System), \$1,000,000; 07-M49, Sierra Front Interagency Dispatch Center and Hanger Repair (Minden), \$500,000; 07-P30, One Additional Housing Unit at Northern Nevada Correctional Center, \$78,503.

In April of 2009 the Treasurer's Office revised property tax collection estimates for the 2009-11 biennium, which reduced the amount of general obligation bond proceeds available to fund the 2009 CIP from approximately \$404 million to \$159 million. The revised estimate of the funding available for the 2009 CIP resulted from a projection that assessed property valuations would decrease by 8.27 and 8.7 percent in FY 2009-10 and FY 2010-11, respectively. In January of 2009 when the recommended 2009 CIP was submitted, assessed property valuations were estimated to remain constant in FY 2009-10 and FY 2010-11 from FY 2008-09 levels.

The following table summarizes the CIP as recommended by the Governor in January compared to the CIP approved by the 2009 Legislature:

State Agency	Governor Recommends	% of Total	Legislature Approves	% of Total	Difference (a.)	
Department of Administration	\$ 120,093,579	20.61%	\$19,616,413	8.13%	\$(100,477,166)	(b.)
Department of Conservation and Natural Resources	\$ 904,430	0.16%	\$ 833,271	0.35%	\$ (71,159)	
Department of Corrections	\$ 293,524,697	50.36%	\$14,382,390	5.96%	\$(279,142,307)	(c.)
Department of Cultural Affairs	\$ 1,210,719	0.21%	\$ 5,355,107	2.22%	\$ 4,144,388	(d.)
Department of Employment, Training and Rehabilitation	\$ 198,328	0.03%	\$ -	0.00%	\$ (198,328)	

State Agency	Governor Recommends	% of Total	Legislature Approves	% of Total	Difference (a.)	
Department of Health and Human Services	\$ 6,316,569	1.08%	\$25,350,765	10.51%	\$ 19,034,196	(e.)
Department of Information Technology	\$ 299,047	0.05%	\$ -	0.00%	\$ (299,047)	
Office of the Military	\$ 79,975,193	13.72%	\$79,645,522	33.03%	\$ (329,671)	
Department of Motor Vehicles	\$ 1,782,185	0.31%	\$ 1,736,156	0.72%	\$ (46,029)	
Department of Wildlife	\$ 570,895	0.10%	\$ 557,760	0.23%	\$ (13,135)	
Nevada System of Higher Education	\$ 72,683,703	12.47%	\$87,459,451	36.27%	\$ 14,775,748	(f.)
Office of Veterans' Services	\$ 5,236,711	0.90%	\$ 6,221,832	2.58%	\$ 985,121	
Total	\$ 582,796,056	100.00%	\$241,158,667	100.00%	\$(341,637,389)	

- (a). The Governor's April revised 2009 CIP recommendation included reductions to each project for the fee charged for project management and inspection services, and the reduction of each project's construction contingency from 10 to 9 percent.
- (b). The 2009 Legislature reduced 09-S09, Statewide Building Official Projects Program by \$933,308, and did not approve 09-S10, Statewide Agency Projects Program (\$98,834,818), as recommended by the Governor. Project 09-S09 was reduced for project management costs and specific agency projects were not identified to support the requested authority for project 09-S10.
- (c). The 2009 Legislature did not approve: the original proposal included in project 09-C01, Prison No. 8 Construction (\$221,040,341); 09-C02, New Housing Unit and Core Upgrade, Warm Springs Correctional Center (\$43,493,102); and 09-C03, Southern Desert Correctional Center Core Expansion (\$17,966,308).
- (d). The 2009 Legislature approved project 09-C04, Complete Permanent Exhibit Construction – Las Vegas Springs Preserve Museum (\$5,046,523).
- (e). The 2009 Legislature approved project 09-C02a, New 36-Bed Child and Adolescent Hospital – Southern Nevada Child and Adolescent Services (\$22,808,171).
- (f). The 2009 Legislature approved project 09-C23L, Cheyenne Campus Laboratory Renovations and Main Building Fire Alarm, HVAC, and Lighting Upgrades, College of Southern Nevada (\$14,377,785).

The 2009 Legislature established the property tax rate at \$0.1555 per \$100 of assessed valuation to support the principal and interest payments on the existing and newly approved general obligation bonds for: capital improvement projects; Nevada Department of Transportation (NDOT) highway improvement projects; Tahoe Basin environmental improvements; water system improvement projects; projects for the preservation and promotion of the state's cultural resources; and for payment of a portion of the line of credit from the Local Government Pooled Investment Fund. The Legislature also approved the levy of an additional \$0.0145 property tax rate per \$100 of assessed valuation to support the principal and interest payments on the existing and planned issuance of general obligation bonds as a result of the approval of Question 1 by the voters at the general election conducted on November 5, 2002. The levies above the historic 15-cent levy (2 cents) are not subject to the \$3.64 local government property tax cap.

Assembly Bill 564, as approved by the 2009 Legislature, includes funding of \$43,363,925 of general obligation bond authorization and \$1.0 million of excess General Funds reallocated from the 2007 CIP (CIP project 07-C89, Shadow Lane Biomedical Research Building, University of Nevada Health Sciences System) for the design and construction of a Medical Education Learning Lab Building at the University of Nevada, Reno (UNR) for the University of Nevada Health Sciences System (09-C05), and laboratory renovations and main building fire alarm, HVAC, and lighting upgrades at the College of Southern Nevada's Cheyenne Campus (09-C23L). Section 12 of the legislation restricts the State Public Works Board (SPWB) from executing a contract for design or construction of projects 09-C05 and 09-C23L until funding supplied by the

Nevada System of Higher Education (\$12,094,011) for these projects is available for expenditure. In addition, Section 13 of the legislation requires the SPWB to receive the Interim Finance Committee's approval of a siting plan before any funding for the project to provide a new readiness center for the Nevada National Guard in Elko County (09-C15) is expended.

The 2009 Legislature approved the Governor's recommendation to use \$15 million in each year of the 2009-11 biennium from reserve funding generated by the state's property tax for payment of a portion of the line of credit from the Local Government Pooled Investment Fund (LGPIF) that was established in Assembly Bill 2 of the 25th Special Session of the Legislature and continued in Assembly Bill 562 (2009). The funds will be used to repay the LGPIF if it becomes necessary to draw on the line of credit as authorized in Assembly Bill 562 during the 2009-11 biennium. Using the proceeds in the Bond Interest and Redemption account in this manner reduced the funding available for the 2009-11 CIP.

In addition, the Legislature approved the issuance of \$15 million in general obligation bonds in FY 2011 for construction, reconstruction, improvement, and maintenance of highways by the NDOT. The NDOT must submit a detailed plan for expenditure of the bond proceeds to the Board of Examiners, which must transmit the plan and its recommendations to the Interim Finance Committee for approval before expenditure of the bond proceeds commences.

The 2009 Legislature approved the extension of the following projects from previous CIPs to June 30, 2011, as requested by the SPWB:

Project Number	Project Description
01-C24	New Campus Library (UNR)
01-C25	Academic and Student Services Building (NSC-Henderson)
03-C23	UNLV Science Engineering and Technology Complex Construction
05-C05	UNR Knowledge Center - Deferred Construction
05-C13	Las Vegas Readiness Center
05-C16	Greenspun College of Urban Affairs (UNLV)
05-C18	Electrical and Industrial Technology Building (GBC)
05-C20C	Classroom Building – West Charleston Campus (CSN)
05-C67L	Student Services Building Addition and Renovation of Frazier Hall (UNLV)
05-C68L	Science and Math Education Center (UNR)
05-M15	Sewage Treatment Upgrades, Ely State Prison
05-M16	Sewage Disposal Upgrades, Pioche Conservation Camp
05-S03	Statewide Fire and Life Safety Program
05-S05	Statewide Paving Program
05-S06	Statewide Asbestos, Lead Paint, Mold, Indoor Air Quality Program
05-S07	Statewide Underground Storage Tank Program

**SCHEDULE OF CAPITAL IMPROVEMENT PROJECTS
2009 CIP PROGRAM**

Project Number	Project Description	Governor Recommends (January 2009)									Difference
		State Funding	Other Funding	Total Funding	Other Funds Source	Bond Funds	Highway Fund	Other Funds	Total Funding	Other Funds Source	
CONSTRUCTION PROJECTS											
09-C01	Remodel of unoccupied housing unit #11 at High Desert State Prison for regional medical facility (116 beds). Project added to address the need for a Regional Medical Facility in Southern Nevada. Governor's original recommendation included construction of Prison No. 8, including three housing units, one housing unit shell, a regional medical facility, and an execution facility; construction of Prison No. 8 was not approved due to revised projection of inmate population growth.	\$ 221,040,341	\$ -	\$ 221,040,341		\$ 7,892,038	\$ -	\$ -	\$ 7,892,038		\$ (213,148,303)
09-C02	Addition of housing unit (51,650 square feet) to Warm Springs Correctional Center. Continuation of 07-P30. Project eliminated based on revised projection of inmate population growth.	\$ 43,493,102	\$ -	\$ 43,493,102		\$ -	\$ -	\$ -	\$ -		\$ (43,493,102)
09-C02a	Design through construction of a new (36-40,000 square feet) 36-bed acute care psychiatric hospital for children and adolescents next to the existing Desert Willow Treatment Center in Las Vegas. Project added to address federal Medicaid regulations that do not allow residential and acute care in the same facility as approved in CIP 07-C26, Desert Willow Treatment Center Addition.	\$ -	\$ -	\$ -		\$ 9,655,360	\$ -	\$ 13,152,811	\$ 22,808,171	Reallocated 2007 CIP Funds	\$ 22,808,171
09-C03	Southern Desert Correctional Center Core Expansion - security upgrades, culinary, laundry, dining area additions, and gymnasium improvements (29,250 square feet). Continuation of 07-C07a. Project eliminated in order to provide for a southern regional medical facility (project 09-C01) and renovations of Nevada State College, Cheyenne Campus, laboratory spaces and main building fire alarm, HVAC, and lighting upgrades (project 09-C23L).	\$ 17,966,308	\$ -	\$ 17,966,308		\$ -	\$ -	\$ -	\$ -		\$ (17,966,308)
09-C04	Complete fabrication and installation of permanent museum exhibits at the Las Vegas Springs Preserve Museum. Project added in order to complete museum facility.	\$ -	\$ -	\$ -		\$ 5,046,523	\$ -	\$ -	\$ 5,046,523		\$ 5,046,523

**SCHEDULE OF CAPITAL IMPROVEMENT PROJECTS
2009 CIP PROGRAM**

Project Number	Project Description	Governor Recommends (January 2009)									
		State Funding	Other Funding	Total Funding	Other Funds Source	Bond Funds	Highway Fund	Other Funds	Total Funding	Other Funds Source	Difference
09-C05	Medical Education Learning Lab Building (58,000 square feet) and remodel of Pennington Building (1,600 square feet) at UNR. Continuation of 07-C90a, which was reduced due to General Fund shortfalls.	\$ 31,220,993	\$ 11,178,072	\$ 42,399,065	Agency Funds	\$ 29,986,140	\$ -	\$ 12,094,011	\$ 42,080,151	Agency Funds & Reallocated 2007 CIP Funds	\$ (318,914)
09-C08	Restoration of furniture and equipment for the Davidson Mathematics and Science Center (UNR) that was deferred from 07-C11 due to General Fund shortfalls. Continuation of 03-P10L, 05-C68L, and 07-C11.	\$ 3,732,121	\$ -	\$ 3,732,121		\$ 3,732,121	\$ -	\$ -	\$ 3,732,121		\$ -
09-C09	Furnishings and equipment for the Center for Molecular Medicine (UNR). Continuation of agency project 06-A013. Project increased for bond sale costs.	\$ 7,433,363	\$ -	\$ 7,433,363		\$ 7,434,029	\$ -	\$ -	\$ 7,434,029		\$ 666
09-C11	ADA retrofit of Western Nevada College facilities at the Carson City Campus. Continuation of 05-P04. Project reduced for elimination of improvements for Butti, Child Development Center, Davis Observatory buildings, and corridor access improvements due to reduced debt capacity.	\$ 2,228,487	\$ -	\$ 2,228,487		\$ 894,085	\$ -	\$ -	\$ 894,085		\$ (1,334,402)
09-C13	Field maintenance shop facility (40,882 square feet) and site improvements at the Las Vegas Readiness Center. Continuation of agency project 08-A005. Project reduced for adjustment to cost of covered parking.	\$ 2,978,891	\$ 21,597,126	\$ 24,576,017	Federal Funds	\$ 2,905,908	\$ -	\$ 21,401,752	\$ 24,307,660	Federal Funds	\$ (268,357)
09-C14	Readiness Center (65,000 square feet) in North Las Vegas for 240th Engineering Company and 100th Quartermaster Company.	\$ 11,882,298	\$ 24,237,864	\$ 36,120,162	Federal Funds	\$ 11,717,771	\$ -	\$ 24,051,286	\$ 35,769,057	Federal Funds	\$ (351,105)
09-C15	New Elko County Readiness Center. Governor's recommendation included remodels and renovations of the Carlin Fire Sciences Academy for a readiness center that had originally been planned (CIP 07-P06) for construction at the Elko Airport. The IFC must approve a siting plan before the project proceeds.	\$ 8,000,000	\$ 8,631,170	\$ 16,631,170	Federal Funds	\$ 7,934,261	\$ -	\$ 8,631,170	\$ 16,565,431	Federal Funds	\$ (65,739)
09-C16	Renovation of Desert Research Institute laboratory building (5,628 square feet) in Boulder City. Project eliminated due to reduced debt capacity.	\$ 2,366,237	\$ -	\$ 2,366,237		\$ -	\$ -	\$ -	\$ -		\$ (2,366,237)

**SCHEDULE OF CAPITAL IMPROVEMENT PROJECTS
2009 CIP PROGRAM**

Project Number	Project Description	Governor Recommends (January 2009)									Difference
		State Funding	Other Funding	Total Funding	Other Funds Source	Bond Funds	Highway Fund	Other Funds	Total Funding	Other Funds Source	
09-C18	Burial capacity expansion, addition and renovation of administrative building, maintenance building demolition and off-site improvements at the Southern Nevada Veterans' Cemetery. Continuation of 07-P05. Project increased for off-site improvements.	\$ -	\$ 4,901,392	\$ 4,901,392	Federal Funds	\$ 781,448	\$ -	\$ 5,117,270	\$ 5,898,718	Federal Funds	\$ 997,326
09-C21	Henderson DMV office parking lot expansion (50,000 square feet).	\$ -	\$ 827,683	\$ 827,683	Highway Funds	\$ -	\$ 805,203	\$ -	\$ 805,203		\$ (22,480)
09-C23L	Renovation of Nevada State College, Cheyenne Campus, laboratory spaces and main building fire alarm, HVAC, and lighting upgrades. Project added in lieu of project 09-C03, Southern Desert Correctional Center Expansion.	\$ -	\$ -	\$ -		\$ 13,377,785	\$ -	\$ 1,000,000	\$ 14,377,785	Agency Funds	\$ 14,377,785
CONSTRUCTION PROJECTS TOTAL		\$ 352,342,141	\$ 71,373,307	\$ 423,715,448		\$ 101,357,469	\$ 805,203	\$ 85,448,300	\$ 187,610,972		\$ (236,104,476)
MAINTENANCE PROJECTS											
09-M01	State Library and Archives Building cooling tower replacement.	\$ 361,274	\$ -	\$ 361,274		\$ 348,280	\$ -	\$ -	\$ 348,280		\$ (12,994)
09-M02a	Installation of sewer and water main backflow preventers for the Bradley Building and Stewart Facility.	\$ 193,457	\$ -	\$ 193,457		\$ 183,644	\$ -	\$ -	\$ 183,644		\$ (9,813)
09-M02b	Installation of sewer and water main backflow preventer for the Reno Highway Patrol Building.	\$ -	\$ 89,297	\$ 89,297	Highway Funds	\$ -	\$ 84,893	\$ -	\$ 84,893		\$ (4,404)
09-M03	Installation of west entry wind break at the Richard H. Bryan Building; wind jams automatic door. Project reduced for reduction of SPWB fee and contingency, and increased for demolition costs.	\$ 123,006	\$ -	\$ 123,006		\$ 120,054	\$ -	\$ -	\$ 120,054		\$ (2,952)
09-M04	Relocation (underground) of power and phone cables at the Stewart Facility. Deferred from 07-M44 due to General Fund shortfalls.	\$ 2,181,544	\$ -	\$ 2,181,544		\$ 2,152,904	\$ -	\$ -	\$ 2,152,904		\$ (28,640)
09-M05	Design and construction of an energy dissipater and sedimentation basin for overflow water from the Lakeview water storage tank for Marlette Lake Water System.	\$ 765,836	\$ -	\$ 765,836		\$ 743,220	\$ -	\$ -	\$ 743,220		\$ (22,616)
09-M06	Addition of traffic signals for the Kyle Canyon Fire Station. Deferred from 07-M43 due to General Fund shortfalls.	\$ 596,693	\$ -	\$ 596,693		\$ 77,874	\$ -	\$ 500,000	\$ 577,874	Reallocated 2007 CIP Funds	\$ (18,819)
09-M07	Northern Regional Medical Facility flooring replacement (32,000 square feet). Project increased for addition of secured facility allowance.	\$ 479,135	\$ -	\$ 479,135		\$ 486,366	\$ -	\$ 78,503	\$ 564,869	Reallocated 2007 CIP Funds	\$ 85,734
09-M08	New back-up potable water well for the Nevada Youth Training Center in Elko.	\$ 485,592	\$ -	\$ 485,592		\$ 470,216	\$ -	\$ -	\$ 470,216		\$ (15,376)
09-M09	Replacement of two existing cooling towers at the Southern Nevada Veterans' Home.	\$ 335,319	\$ -	\$ 335,319		\$ 323,114	\$ -	\$ -	\$ 323,114		\$ (12,205)

**SCHEDULE OF CAPITAL IMPROVEMENT PROJECTS
2009 CIP PROGRAM**

Project Number	Project Description	Governor Recommends (January 2009)									
		State Funding	Other Funding	Total Funding	Other Funds Source	Bond Funds	Highway Fund	Other Funds	Total Funding	Other Funds Source	Difference
09-M10	Potable water arsenic treatment system for the Humboldt Conservation Camp.	\$ 591,447	\$ -	\$ 591,447		\$ 571,500	\$ -	\$ -	\$ 571,500		\$ (19,947)
09-M11	Replacement of 306 cell doors and locks and installation of touch screen control panels for the Southern Desert Correctional Center. Project reduced for cost of touch screen control systems.	\$ 3,757,427	\$ -	\$ 3,757,427		\$ 3,367,249	\$ -	\$ -	\$ 3,367,249		\$ (390,178)
09-M12	Replace internal heat transfer components for Boiler #3 at Lovelock Correctional Center. Project reduced for design completed by 05-M22.	\$ 331,787	\$ -	\$ 331,787		\$ 295,701	\$ -	\$ -	\$ 295,701		\$ (36,086)
09-M13	Replace inoperable Boiler #2 at Southern Desert Correctional Center.	\$ 526,527	\$ -	\$ 526,527		\$ 508,805	\$ -	\$ -	\$ 508,805		\$ (17,722)
09-M14	Temperature control system replacement for the State Library and Archives Building in Carson City.	\$ 914,704	\$ -	\$ 914,704		\$ 890,791	\$ -	\$ -	\$ 890,791		\$ (23,913)
09-M15	Seismic retrofit of Reno Purchasing Warehouse. Deferred from 07-M46 due to General Fund shortfalls.	\$ 442,060	\$ -	\$ 442,060		\$ 430,282	\$ -	\$ -	\$ 430,282		\$ (11,778)
09-M16	Security upgrades (low light video and surveillance equipment upgrades), side walk and driveway paver replacement, and balcony membrane replacement for the Governor's Mansion.	\$ 485,839	\$ -	\$ 485,839		\$ 471,263	\$ -	\$ -	\$ 471,263		\$ (14,576)
09-M17	Electric transformer and service entrance replacement for the Blasdel Building in Carson City.	\$ 833,233	\$ -	\$ 833,233		\$ 811,341	\$ -	\$ -	\$ 811,341		\$ (21,892)
09-M18	Main electrical switch gear replacement for the Nevada Youth Training Center in Elko.	\$ 679,410	\$ -	\$ 679,410		\$ 658,519	\$ -	\$ -	\$ 658,519		\$ (20,891)
09-M19	Addition of a redundant water heater at the Department of Correction's Northern Regional Medical Facility. Project eliminated at the request of the SPWB.	\$ 81,057	\$ -	\$ 81,057		\$ -	\$ -	\$ -	\$ -		\$ (81,057)
09-M20	Hot water tank and related plumbing replacement in seven dorms at the Nevada Youth Training Center in Elko.	\$ 954,436	\$ -	\$ 954,436		\$ 929,652	\$ -	\$ -	\$ 929,652		\$ (24,784)
09-M21	Replacement of central plant and HVAC components at the Truckee Meadows Community College's Red Mountain Building. Project eliminated due to reduction in debt capacity.	\$ 2,024,430	\$ -	\$ 2,024,430		\$ -	\$ -	\$ -	\$ -		\$ (2,024,430)
09-M22	Renovation of existing HVAC systems at the North Las Vegas Armory Building, including eight new air handling units. Deferred from 07-M12 due to General Fund shortfalls.	\$ 228,310	\$ 228,311	\$ 456,621	Federal Funds	\$ 222,190	\$ -	\$ 222,191	\$ 444,381	Federal Funds	\$ (12,240)
09-M24	Various facility improvements for the Caliente Youth Center, including administration building and pool house upgrades, and a new pool enclosure. Project eliminated due to reduced debt capacity.	\$ 3,256,688	\$ -	\$ 3,256,688		\$ -	\$ -	\$ -	\$ -		\$ (3,256,688)

**SCHEDULE OF CAPITAL IMPROVEMENT PROJECTS
2009 CIP PROGRAM**

Project Number	Project Description	Governor Recommends (January 2009)									Difference
		State Funding	Other Funding	Total Funding	Other Funds Source	Bond Funds	Highway Fund	Other Funds	Total Funding	Other Funds Source	
09-M25	Replace lighting fixtures in buildings #1652 and #0401 at the Nevada Historical Society in Reno. Project added at the request of the SPWB.	\$ -	\$ -	\$ -		\$ 308,584	\$ -	\$ -	\$ 308,584		\$ 308,584
09-M26	Sally port door control replacement for visitation area at Northern Nevada Correctional Center.	\$ 383,915	\$ -	\$ 383,915		\$ 371,406	\$ -	\$ -	\$ 371,406		\$ (12,509)
09-M27	Slurry seal Las Vegas, Sparks, and Fallon Department of Employment, Training and Rehabilitation offices parking lots. Project eliminated based on 2009 Legislature's decision to allow the agency to complete the project without use of SPWB services.	\$ -	\$ 198,328	\$ 198,328	Agency Funds	\$ -	\$ -	\$ -	\$ -		\$ (198,328)
09-M28	Sewer system upgrades for the Northern Nevada Correctional Center.	\$ 580,226	\$ -	\$ 580,226		\$ 562,230	\$ -	\$ -	\$ 562,230		\$ (17,996)
09-M29	Exterior water drainage system improvements, paving and slurry sealing of parking lots, and conference room repairs at the Department of Wildlife's Elko office. Project reduced for reduction of SPWB fee and contingency, and increased for cost of crack and slurry sealing.	\$ 570,895	\$ -	\$ 570,895		\$ 505,985	\$ -	\$ 51,775	\$ 557,760	Agency Funds	\$ (13,135)
09-M30	Design through construction of perimeter fencing for the Range Road and Silverado Ranch Road armory facilities. Project added at the request of the SPWB.	\$ -	\$ -	\$ -		\$ 199,363	\$ -	\$ 199,364	\$ 398,727	Federal Funds	\$ 398,727
09-M31	Purchase and installation of compact shelving for the State Records Center and the Library and Archives Building. Project eliminated due to reduced debt capacity.	\$ 1,210,719	\$ -	\$ 1,210,719		\$ -	\$ -	\$ -	\$ -		\$ (1,210,719)
09-M32	Construction of self contained sewage dump station and associated infrastructure for the Stewart Conservation Camp. Project reduced for elimination of secured facility allowance.	\$ 307,737	\$ -	\$ 307,737		\$ 255,397	\$ -	\$ -	\$ 255,397		\$ (52,340)
09-M33	Elimination of 4.6 acres of turf and replacement with desert landscaping at the Desert Regional Center in Las Vegas. Project eliminated due to reduced debt capacity.	\$ 435,607	\$ -	\$ 435,607		\$ -	\$ -	\$ -	\$ -		\$ (435,607)
09-M34	Installation of panic alarm system at Dini-Townsend Hospital. Deferred from 07-M34 due to General Fund shortfalls. Project reduced based on revised number of panic notification devices needed for staff.	\$ 504,836	\$ -	\$ 504,836		\$ 484,207	\$ -	\$ -	\$ 484,207		\$ (20,629)

**SCHEDULE OF CAPITAL IMPROVEMENT PROJECTS
2009 CIP PROGRAM**

Project Number	Project Description	Governor Recommends (January 2009)									
		State Funding	Other Funding	Total Funding	Other Funds Source	Bond Funds	Highway Fund	Other Funds	Total Funding	Other Funds Source	Difference
09-M36	Physical security and safety upgrades, and design of chemical, biological, and radiological filtration system for the DoIT Computer Facility in Carson City. Project eliminated due to reduced debt capacity.	\$ 299,047	\$ -	\$ 299,047		\$ -	\$ -	\$ -	\$ -		\$ (299,047)
*09-M38	Deferred maintenance projects for various Nevada System of Higher Education campuses.	\$ 10,000,000	\$ 2,500,000	\$ 12,500,000	SHECC	\$ 10,000,000	\$ -	\$ 2,500,000	\$ 12,500,000	SHECC	\$ -
MAINTENANCE PROJECTS TOTAL		\$ 34,922,193	\$ 3,015,936	\$ 37,938,129		\$ 26,750,137	\$ 84,893	\$ 3,551,833	\$ 30,386,863		\$ (7,551,266)
PLANNING PROJECTS											
09-P01	Feasibility study and master plan to optimize use of the Warm Springs Correctional Center site. Project eliminated based on revised projection of inmate population growth.	\$ 308,626	\$ -	\$ 308,626		\$ -	\$ -	\$ -	\$ -		\$ (308,626)
09-P02	Advance planning through construction documents for two housing units and one 240 bed dorm at the Southern Nevada Correctional Center. Project eliminated based on revised projection of inmate population growth.	\$ 3,688,892	\$ -	\$ 3,688,892		\$ -	\$ -	\$ -	\$ -		\$ (3,688,892)
09-P02a	Planning through construction documents, and drainage for a 93,400 square foot hotel college academic building to be coordinated within the INNnovation Village project at UNLV.	\$ -	\$ -	\$ -		\$ 3,220,640	\$ -	\$ 3,220,640	\$ 6,441,280	Agency Funds	\$ 6,441,280
PLANNING PROJECTS TOTAL		\$ 3,997,518	\$ -	\$ 3,997,518		\$ 3,220,640	\$ -	\$ 3,220,640	\$ 6,441,280		\$ 2,443,762
STATEWIDE PROJECTS											
09-S01	Statewide Roofing Program. Project reduced for printing costs.	\$ 3,037,877	\$ -	\$ 3,037,877		\$ 2,970,439	\$ -	\$ -	\$ 2,970,439		\$ (67,438)
09-S01f	Statewide Roofing Program - Office of the Military.	\$ 1,095,611	\$ 1,095,612	\$ 2,191,223	Federal Funds	\$ 1,080,133	\$ -	\$ 1,080,133	\$ 2,160,266	Federal Funds	\$ (30,957)
09-S02	Statewide ADA Program. Project reduced for reduction of SPWB fee and contingency, and increased for improvements at Northern Nevada Correctional Center that can not be funded with agency (Prison Industry) funds. (See CIP 09-S02P)	\$ 2,496,751	\$ -	\$ 2,496,751		\$ 2,423,331	\$ -	\$ -	\$ 2,423,331		\$ (73,420)
09-S02h	ADA Site and Building Retrofit for DMV Facilities.	\$ -	\$ 93,257	\$ 93,257	Highway Funds	\$ -	\$ 89,092	\$ -	\$ 89,092		\$ (4,165)
09-S02p	ADA Retrofit Prison Industry Shop Buildings at Northern Nevada Correctional Center. Project reduced for improvements at Northern Nevada Correctional Center that can not be funded with agency (Prison Industry) funds. (See CIP 09-S02)	\$ -	\$ 295,907	\$ 295,907	Agency Funds	\$ -	\$ -	\$ 248,592	\$ 248,592	Agency Funds	\$ (47,315)
09-S03	Statewide Fire and Life Safety Program	\$ 2,812,189	\$ -	\$ 2,812,189		\$ 2,764,966	\$ -	\$ -	\$ 2,764,966		\$ (47,223)

**SCHEDULE OF CAPITAL IMPROVEMENT PROJECTS
2009 CIP PROGRAM**

Project Number	Project Description	Governor Recommends (January 2009)				Other Funds Source	Bond Funds	Highway Fund	Other Funds	Total Funding	Other Funds Source	Difference
		State Funding	Other Funding	Total Funding								
09-S03h	Install Wet Sprinkler and Fire Alarm System at Department of Public Safety Training Facility in Carson City. Bond funds added to allocate project costs to state funds in a similar manner as facility's operating costs.	\$ -	\$ 371,496	\$ 371,496	Highway Funds	\$ 143,644	\$ 215,467	\$ -	\$ 359,111		\$ (12,385)	
09-S04	Statewide Advance Planning Program. Project reduced for reduction of SPWB fee.	\$ 978,000	\$ -	\$ 978,000		\$ 806,302	\$ -	\$ -	\$ 806,302		\$ (171,698)	
09-S05	Statewide Paving Program. Project reduced for Fernley Veterans' Cemetery paving that will be completed with funding from prior year statewide paving project.	\$ 2,563,114	\$ -	\$ 2,563,114		\$ 2,393,253	\$ -	\$ -	\$ 2,393,253		\$ (169,861)	
09-S05d	Pavement Rehabilitation for the Winnemucca and Sparks DMV Office Test Drive Areas	\$ -	\$ 954,502	\$ 954,502	Highway Funds	\$ -	\$ 930,953	\$ -	\$ 930,953		\$ (23,549)	
09-S05h	Preventive Maintenance for Existing Pavement at the Reno NHP Building	\$ -	\$ 97,472	\$ 97,472	Highway Funds	\$ -	\$ 88,200	\$ -	\$ 88,200		\$ (9,272)	
09-S06	Statewide Asbestos, Indoor Air Quality, Mold, Lead Paint Program	\$ -	\$ 200,000	\$ 200,000	Agency Funds	\$ -	\$ -	\$ 200,000	\$ 200,000	Agency Funds	\$ -	
09-S09	Statewide Building Official Projects Program. Project reduced for revised project management costs.	\$ 1	\$ 2,218,354	\$ 2,218,355	Agency Funds	\$ -	\$ -	\$ 1,285,047	\$ 1,285,047	Agency Funds	\$ (933,308)	
09-S10	Statewide Agency Projects. Specific agency projects were not identified, therefore, project was eliminated.	\$ -	\$ 98,834,818	\$ 98,834,818	Agency Funds	\$ -	\$ -	\$ -	\$ -		\$ (98,834,818)	
STATEWIDE PROJECTS TOTAL		\$ 12,983,543	\$ 104,161,418	\$ 117,144,961		\$ 12,582,068	\$ 1,323,712	\$ 2,813,772	\$ 16,719,552		\$ (100,425,409)	
TOTAL ALL PROJECTS		\$ 404,245,395	\$ 178,550,661	\$ 582,796,056		\$ 143,910,314	\$ 2,213,808	\$ 95,034,545	\$ 241,158,667		\$ (341,637,389)	
*09-M38 / UNIVERSITY CAMPUS IMPROVEMENT PROJECTS												
	Campus Improvements - Project distributed among campuses below	\$ 10,000,000	\$ 2,500,000	\$ 12,500,000	SHECC							
09-M38a	Campus Improvements - CSN					\$ 1,257,965	\$ -	\$ 83,627	\$ 1,341,592	SHECC		
09-M38b	Campus Improvements - DRI					\$ 382,584	\$ -	\$ 48,327	\$ 430,911	SHECC		
09-M38c	Campus Improvements - GBC					\$ 271,114	\$ -	\$ 17,244	\$ 288,358	SHECC		
09-M38d	Campus Improvements - NSC					\$ 100,000	\$ -	\$ -	\$ 100,000			
09-M38e	Campus Improvements - NSHE System Administration					\$ 325,000	\$ -	\$ -	\$ 325,000			
09-M38f	Campus Improvements - TMCC					\$ 658,186	\$ -	\$ 180,015	\$ 838,201	SHECC		
09-M38g	Campus Improvements - UNLV					\$ 3,304,316	\$ -	\$ 930,418	\$ 4,234,734	SHECC		
09-M38h	Campus Improvements - UNR					\$ 3,393,490	\$ -	\$ 1,192,040	\$ 4,585,530	SHECC		
09-M38i	Campus Improvements - WNC					\$ 307,345	\$ -	\$ 48,329	\$ 355,674	SHECC		
University Campus Improvements Total		\$ 10,000,000	\$ 2,500,000	\$ 12,500,000		\$ 10,000,000	\$ -	\$ 2,500,000	\$ 12,500,000			

STABILIZATION FUND (NRS 353.288)

In 1991, the Legislature created the Fund to Stabilize the Operation of State Government (Rainy Day Fund) to help stabilize the budget. The idea was to create a state trust fund which could be funded during good economic times and accessed in a financial emergency. When the state General Fund surplus reaches a certain threshold at the end of a fiscal year, a portion of the excess is held in trust to help the state through financial emergencies. During the 2007-09 biennium, \$267 million (S.B. 1, 24th Special Session) was transferred from the Rainy Day Fund to the state General Fund to partially offset General Fund revenues not meeting projected levels. As of June 30, 2009, \$632,516 remains in the Rainy Day Fund.

Assembly Bill 165, as approved by the 2009 Legislature amended the statutes governing the Rainy Day Fund to provide for the following:

- Requires the Governor to reserve 1 percent of the total anticipated revenue projected for each fiscal year of the biennium by the Economic Forum at its meeting in December of even-numbered years in the Governor's recommended budget that is submitted to the Legislature. The reserved funds in the Governor's budget will be adjusted for the May Economic Forum projection.
- Beginning in fiscal year 2012, the State Controller is required to transfer from the state General Fund to the Rainy Day Fund at the beginning of each fiscal year 1 percent of the total anticipated revenue projected by the Economic Forum at its meeting in May of an odd-numbered year adjusted by any legislation enacted by the Legislature that affects state revenue.
- Reduced from 10 percent to 7 percent the threshold at the end of the fiscal year that is utilized in calculating the transfer to the Rainy Day Fund. Forty percent of the unrestricted General Fund balance that remains after subtracting 7 percent of the operating appropriations made from the state General Fund is deposited to the Rainy Day Fund.
- Increases the maximum balance in the Rainy Day Fund from 15 percent to 20 percent of operating appropriations made from the state General Fund.
- Provides that the Chief of the Budget Division of the Department of Administration may submit a request to the State Board of Examiners to transfer funds from the Rainy Day Fund to the state General Fund to offset a budget shortfall or fiscal emergency under certain circumstances. Any transfer from the Rainy Day Fund to the state General Fund must be approved by either the Legislature, if in session, or the Interim Finance Committee if the Legislature is not in session. This negates the need to call a special session to access the Rainy Day Fund. The Interim Finance Committee is not bound by the recommendations of the State Board of Examiners.

EXPENDITURE CAP

The 1979 Legislature established the state's current expenditure limitation (NRS 353.213), which applies to all General Fund appropriations recommended by the Governor, except appropriations recommended for construction. The base period is the 1975-77 biennium (FY 1975-76 and FY 1976-77), and the base amount is increased by the growth in population and the rate of inflation each biennium. The limitation can be exceeded to the extent necessary to meet situations involving a threat to life or property. The 2007 Legislature in the approval of Assembly Bill 196 modified NRS 353.213 to exclude General Fund appropriations recommended by the Governor for reducing the unfunded liability related to the Public Employees' Benefits Program from the expenditure limitation. The intent of the legislation is to exclude General Fund appropriations recommended by the Governor to pre-fund the liabilities for the retiree health insurance subsidies, which must be recorded as a liability to the state beginning in FY 2007-08.

The current expenditure limitations and the General Fund appropriations approved by the Legislature for each biennium are outlined below:

	<u>2007-09 Biennium</u>	<u>2009-11 Biennium</u>
Expenditure Limitation	\$ 7,043,611,769	\$ 7,950,554,087
General Fund Appropriations/Transfers:		
2007 Legislature Approves		
Unrestricted Appropriations	\$ 6,829,837,734 a.	\$ -
Restricted Transfers	\$ 13,067,456 b.	\$ -
2009 Legislature Approves		
Unrestricted Appropriations	\$ 25,338,940 e.	\$ 6,566,848,582 f.
Restricted Transfers	\$ -	\$ 10,941,144 g.
Estimated Cost of the 2011 Legislative Session	\$ -	\$ 15,000,000
Total General Fund Appropriations/Transfers	\$ 6,868,244,130	\$ 6,592,789,726
General Fund Appropriations/Transfers Exempt from Expenditure Limitation		
2007 Legislature Approves		
Appropriations for Construction	\$ (51,363,908) c.	
Estimate to Pre-Fund Liabilities for Retiree Health Insurance Subsidies	\$ (27,663,497) d.	
2009 Legislature Approves		
Appropriations for Construction		
Estimate to Pre-Fund Liabilities for Retiree Health Insurance Subsidies		
Total General Fund Appropriations/Transfers Exempt from Expenditure Limitation	\$ (79,027,405)	\$ -
Appropriations/Transfers Over/(Under) Expenditure Limitation	\$ (254,395,044)	\$ (1,357,764,361)

- a. Adjusted for actions of the 24th Special Session which reduced funding in the Distributive School Account and the \$36.0 million appropriation to the Interim Finance Committee.
- b. Includes \$2,000,000 in FY 2007-08 and \$253,008 in FY 2008-09 in transfer to the Disaster Relief Account, \$7,600,000 in FY 2007-08 in transfer to the Millennium Scholarship Trust Fund and transfers of Slot Tax Revenue to the Account for Problem Gambling (\$1,582,448 in FY 2007-08 and \$1,632,000 in FY 2008-09).
- c. Includes appropriations to the State Public Works Board for the Capital Improvement Program, appropriations for "deferred maintenance", appropriations for "other" construction related projects, and appropriations for debt payments for Summit View and the Southern Nevada Women's Correctional Facility.
- d. Estimate of the amount of funding appropriated to reduce the unfunded liability related to the Public Employees' Benefits Program effective October 1, 2007, pursuant to A.B. 196 (2007). Estimate assumes 60 percent of amounts assessed for pre-funding represent General Fund support.
- e. Section 67 of A.B. 562 (2009) exempted the supplemental appropriation as made in A.B. 533 (2009) from NRS 353.213 (Expenditure Cap). The amount of the supplemental appropriation was \$323,802,183.
- f. Does not include \$15.0 million per year appropriated to repay the line of credit.
- g. Includes \$3,800,000 per year transfer to the Millennium Scholarship Trust Fund and transfers of Slot Tax Revenue to the Account for Problem Gambling (\$1,664,899 in FY 2009-10 and \$1,676,245 in FY 2010-11).

POSITION SUMMARY

The following table displays the existing and new positions approved by the 2009 Legislature by functional area for the 2009-11 biennium. For comparison purposes, the FY 2008-09 (work program year) total position count is displayed. The total number of positions for the Nevada System of Higher Education (NSHE) is detailed separately and is included in the grand totals.

For FY 2009-10, excluding the NSHE, the 2009 Legislature eliminated 963.13 existing positions when compared to FY 2008-09, thus approving 18,270.39 existing positions and adding 189.29 new positions, resulting in a total of 18,459.68 approved positions. Net positions eliminated (new less eliminated positions) total 773.84.

For FY 2010-11, excluding the NSHE, the 2009 Legislature eliminated 12 existing positions when compared to FY 2009-10, thus approving 18,447.68 existing positions and adding 38 new positions, which results in a total of 227.29 new positions over the 2009-11 biennium totaling 18,485.68 approved positions. For FY 2010-11, additional positions approved (eliminated less new positions) total 26 compared to positions approved in FY 2009-10.

Significant decreases in positions approved by the 2009 Legislature in FY 2009-10 include 369 positions in the Public Safety functional area, primarily resulting from position eliminations within the Department of Motor Vehicles, the Department of Corrections, and the Department of Public Safety. While 169 of the positions eliminated were caseload driven, 86 positions were eliminated by the DMV in order to ensure the department remained below the 22 percent cap on administration expenses. In addition, a total of 320 positions were eliminated in the Human Services functional area. While 165.86 of the positions eliminated were due to caseload changes in the Division of Mental Health and Developmental Services, other major position eliminations resulted from the closure of two juvenile correctional facilities (24 positions) and the reorganization of several Health and Human Services divisions (39.77 positions).

The creation and distribution of formula-funded positions at the NSHE is determined when the system compiles its annual operating budgets. For FY 2009-10, NSHE eliminated 521.07 positions and created 22.39 positions with the funding approved by the 2009 Legislature. The net loss in positions reduces the FY 2009-10 position count to 4,776.13 professional positions and 2,516.92 classified positions, or 7,293.05 total positions. Final FY 2010-11 position count information will not be available until the FY 2010-11 NSHE's operating budgets are prepared and the approved formula funding is distributed by function.

The total number of positions approved by the 2009 Legislature for the operation of state government and the NSHE is 25,752.73 for FY 2009-10 and 25,778.73 for FY 2010-11.

**Nevada Legislative Counsel Bureau
Legislatively-Approved Position Summary
Full-Time Equivalency Count**

	FY 2008-09 Work Program ^{a.}	Legislatively-Approved FY 2009-10			Legislatively-Approved FY 2010-11		
		Existing ^{b.}	New	Total	Existing ^{b.}	New	Total
Government Function							
Elected Officials ^{c.}	1,177.47	1,141.90	7.00	1,148.90	1,148.90	12.00	1,160.90
Finance and Administration ^{d.}	921.55	876.04	2.00	878.04	878.04	0.00	878.04
Education (excluding NSHE) ^{e.}	340.41	283.44	5.00	288.44	283.44	0.00	283.44
Human Services ^{f.}	6,208.40	5,888.70	115.99	6,004.69	5,999.69	13.00	6,012.69
Commerce and Industry ^{g.}	1,428.43	1,348.45	11.30	1,359.75	1,358.75	0.00	1,358.75
Public Safety ^{h.}	5,856.60	5,487.60	19.00	5,506.60	5,506.60	13.00	5,519.60
Infrastructure ^{i.}	2,835.15	2,783.75	26.00	2,809.75	2,808.75	0.00	2,808.75
Special Purpose Agencies	465.51	460.51	3.00	463.51	463.51	0.00	463.51
Sub-Total	19,233.52	18,270.39	189.29	18,459.68	18,447.68	38.00	18,485.68
Nevada System of Higher Education							
Professional ^{l.}	5,041.89	4,757.19	18.94	4,776.13	4,776.13	N/A	4,776.13
Classified	2,749.84	2,513.47	3.45	2,516.92	2,516.92	N/A	2,516.92
Sub-Total	7,791.73	7,270.66	22.39	7,293.05	7,293.05	0.00	7,293.05
Total ^{j.}	27,025.25	25,541.05	211.68	25,752.73	25,740.73	38.00	25,778.73

- a. FY 2008-09 work program amounts reflect revisions approved by the Legislature and the Interim Finance Committee.
- b. Existing positions for FY 2009-10 and FY 2010-11, including NSHE, are net of position eliminations of 1,484.20 in FY 2009-10 and an additional 12 in FY 2010-11 for a total of 1,496.20 eliminated positions when compared to the FY 2008-09 Work Program. Detailed information regarding positions eliminated is on file in the Fiscal Analysis Division.
- c. Decrease in existing positions in Elected Officials function between FY 2008-09 Work Program and FY 2009-10 is due primarily to position eliminations in the Office of the Governor (7.02 positions) and the Office of the Secretary of State (19.55 positions).
- d. Decrease in existing positions in the Finance and Administration function between FY 2008-09 and FY 2009-10 is primarily due to positions eliminated in the Department of Information Technology (15 positions), the Department of Administration (12.49 positions), the Department of Taxation (6.51 positions) and the State Public Works Board (11 positions).
- e. Decrease in existing positions in the Education function between FY 2008-09 and FY 2009-10 is due to the elimination of 52.48 positions in the Department of Cultural Affairs.
- f. Decrease in existing positions in the Human Services function between FY 2008-09 and FY 2009-10 is primarily due to caseload changes related to Adult Mental Health Services and Rural Clinics (165.86 positions); various non-caseload related positions were eliminated within the Division of Mental Health and Developmental Services (26.5 positions); the closure of two juvenile correctional facilities (24 positions); and the reorganization of several divisions within the Department of Health and Human Services (39.77 positions).
- g. Decrease in existing positions in the Commerce and Industry function between FY 2008-09 and FY 2009-10 is primarily due to positions eliminated within the Department of Business and Industry (29 positions), the Department of Agriculture (20 positions), the Gaming Control Board (18 positions), and the Commission on Tourism (8.98 positions).
- h. Decrease in existing positions in the Public Safety function between the FY 2008-09 and FY 2009-10 is primarily due to positions eliminated within the Department of Motor Vehicles (137 positions), the Department of Corrections (122 positions) and the Department of Public Safety (111 positions). The Legislature approved 115.99 new positions in FY 2009-10 primarily due to position increases within the Division of Welfare (39 positions), the Department of Employment, Training and Rehabilitation (34.5 positions), and the Division of Child and Family Services (21.47 positions).
- i. Decrease in the existing positions in the Infrastructure function between the FY 2008-09 and FY 2009-10 is primarily due to positions eliminated in the Department of Conservation and Natural Resources (42.89 positions) and the Colorado River Commission (6.51 positions).
- j. Total does not include Boards and Commissions.
- k. Final FY 2010-11 position count information will not be available until the FY 2010-11 NSHE operating budgets are prepared and the approved formula funding is distributed by function.
- l. NSHE professional FTE count includes 14.46 Resident Physicians, which is a decrease of 3.81 FTE from FY 2008-09. The -3.89 are included in the existing amount reported for FY 2009-10.
- m. In the 2009-11 Fiscal Report, the WICHE account, and its 3.51 associated positions, were not included in NSHE's position total for FY 2008-09. However, the 2009 Legislature approved transferring the WICHE account and its remaining 2.2 positions to NSHE. Therefore, the Appropriations Report includes WICHE's positions within the NSHE section of the table provided above.

**Nevada Legislative Counsel Bureau
Summary of Appropriations and Authorizations
2009-11 Legislature**

	2008-2009 Work Program	2009-2010 Governor Recommends	2009-2010 LEGISLATIVELY APPROVED	2010-2011 Governor Recommends	2010-2011 LEGISLATIVELY APPROVED
ELECTED OFFICIALS					
GENERAL FUND	102,613,287	92,975,828	98,703,500	93,326,042	99,775,678
BALANCE FORWARD	193,738,583	219,607,474	350,691,203	229,937,959	403,351,335
FEDERAL FUND	270,560,580	4,336,804	139,627,390	3,827,098	8,023,756
HIGHWAY FUND	264,910	194,016	194,016	280,075	280,075
INTER-AGENCY TRANSFER	108,770,153	64,749,596	29,303,524	65,011,844	28,623,775
INTERIM FINANCE	908,544				
OTHER FUND	313,708,736	297,671,190	331,824,094	309,969,011	344,582,236
REVERSIONS					
TOTAL FOR ELECTED OFFICIALS	990,564,793	679,534,908	950,343,727	702,352,029	884,636,855
Less: INTER-AGENCY TRANSFER	108,770,153	64,749,596	29,303,524	65,011,844	28,623,775
NET ELECTED OFFICIALS	881,794,640	614,785,312	921,040,203	637,340,185	856,013,080
FINANCE & ADMINISTRATION					
GENERAL FUND	71,984,126	38,040,503	65,792,065	34,151,453	34,679,647
BALANCE FORWARD	43,582,023	26,320,094	25,588,272	25,133,301	23,862,435
FEDERAL FUND	3,271,303	3,377,217	3,921,490	3,377,217	3,377,217
HIGHWAY FUND	5,225,230		4,960,134		108,167
INTER-AGENCY TRANSFER	100,246,607	94,214,636	96,338,373	94,432,966	95,021,019
OTHER FUND	28,838,842	33,333,501	33,635,389	35,645,796	36,022,727
REVERSIONS					
TOTAL FOR FINANCE & ADMINISTRATION	253,148,131	195,285,951	230,235,723	192,740,733	193,071,212
Less: INTER-AGENCY TRANSFER	100,246,607	94,214,636	96,338,373	94,432,966	95,021,019
NET FINANCE & ADMINISTRATION	152,901,524	101,071,315	133,897,350	98,307,767	98,050,193
EDUCATION					
GENERAL FUND	2,100,272,984	1,580,981,563	1,761,813,796	1,573,106,879	1,851,858,941
BALANCE FORWARD	38,844,531	2,588,682	1,143,892	1,422,991	1,165,650
FEDERAL FUND	312,042,096	318,817,910	391,629,948	318,927,494	316,377,731
INTER-AGENCY TRANSFER	191,802,474	20,593,501	113,449,060	20,483,158	113,343,148
OTHER FUND	372,856,670	346,500,568	345,749,115	364,868,427	361,287,028
REVERSIONS					
TOTAL FOR EDUCATION	3,015,818,755	2,269,482,224	2,613,785,811	2,278,808,949	2,644,032,498
Less: INTER-AGENCY TRANSFER	191,802,474	20,593,501	113,449,060	20,483,158	113,343,148
NET EDUCATION	2,824,016,281	2,248,888,723	2,500,336,751	2,258,325,791	2,530,689,350
COMMERCE & INDUSTRY					
GENERAL FUND	53,231,104	48,297,355	42,883,404	48,369,633	42,764,289
BALANCE FORWARD	65,060,178	57,306,533	56,832,972	54,584,223	53,145,572
FEDERAL FUND	37,671,472	11,135,448	16,577,097	11,141,227	14,863,366
HIGHWAY FUND	2,540,949	2,300,957	2,643,308	2,313,763	2,608,179
INTER-AGENCY TRANSFER	25,045,271	18,031,538	18,557,687	18,079,321	18,790,571
INTERIM FINANCE					
OTHER FUND	137,551,251	106,880,473	122,985,398	107,844,404	123,727,178
REVERSIONS					
TOTAL FOR COMMERCE & INDUSTRY	321,100,225	243,952,304	260,479,866	242,332,571	255,899,155
Less: INTER-AGENCY TRANSFER	25,045,271	18,031,538	18,557,687	18,079,321	18,790,571
NET COMMERCE & INDUSTRY	296,054,954	225,920,766	241,922,179	224,253,250	237,108,584

**Nevada Legislative Counsel Bureau
Summary of Appropriations and Authorizations
2009-11 Legislature**

	2008-2009 Work Program	2009-2010 Governor Recommends	2009-2010 LEGISLATIVELY APPROVED	2010-2011 Governor Recommends	2010-2011 LEGISLATIVELY APPROVED
HUMAN SERVICES					
GENERAL FUND	1,008,002,960	944,818,876	895,588,060	1,063,535,663	1,029,212,014
BALANCE FORWARD	82,698,840	57,912,315	49,585,438	54,170,296	44,478,388
FEDERAL FUND	1,153,349,017	1,307,896,152	1,508,699,391	1,304,935,199	1,458,579,969
INTER-AGENCY TRANSFER	294,117,526	304,387,995	291,268,896	304,662,404	291,204,305
INTERIM FINANCE					
OTHER FUND	265,521,270	265,978,256	254,653,423	269,663,750	263,114,362
REVERSIONS					
TOTAL FOR HUMAN SERVICES	2,803,689,613	2,880,993,594	2,999,795,208	2,996,967,312	3,086,589,038
Less: INTER-AGENCY TRANSFER	294,117,526	304,387,995	291,268,896	304,662,404	291,204,305
NET HUMAN SERVICES	2,509,572,087	2,576,605,599	2,708,526,312	2,692,304,908	2,795,384,733
PUBLIC SAFETY					
GENERAL FUND	349,287,842	292,219,308	312,236,851	296,521,839	244,605,099
BALANCE FORWARD	25,520,925	15,405,975	12,750,159	16,998,881	12,774,365
FEDERAL FUND	119,923,095	56,303,554	56,927,131	48,867,838	49,266,608
HIGHWAY FUND	127,066,672	141,078,723	114,429,644	139,871,921	112,398,681
INTER-AGENCY TRANSFER	65,528,151	22,839,128	38,587,876	22,990,428	111,667,665
INTERIM FINANCE	654,630				
OTHER FUND	134,641,796	116,122,130	115,923,917	117,041,174	117,511,964
REVERSIONS					
TOTAL FOR PUBLIC SAFETY	822,623,111	643,968,818	650,855,578	642,292,081	648,224,382
Less: INTER-AGENCY TRANSFER	65,528,151	22,839,128	38,587,876	22,990,428	111,667,665
NET PUBLIC SAFETY	757,094,960	621,129,690	612,267,702	619,301,653	536,556,717
INFRASTRUCTURE					
GENERAL FUND	33,537,044	28,010,683	28,680,183	28,192,717	28,549,140
BALANCE FORWARD	218,579,785	46,002,940	46,002,940	37,055,871	36,064,386
FEDERAL FUND	280,300,188	268,537,309	394,082,527	268,082,427	335,014,998
HIGHWAY FUND	306,518,186	349,600,214	321,109,777	330,528,708	286,074,745
INTER-AGENCY TRANSFER	33,223,671	20,584,004	21,482,229	20,561,011	21,459,768
INTERIM FINANCE	169,310				
OTHER FUND	365,103,262	286,420,906	286,646,174	299,206,780	299,015,119
REVERSIONS					
TOTAL FOR INFRASTRUCTURE	1,237,431,446	999,156,056	1,098,003,830	983,627,514	1,006,178,156
Less: INTER-AGENCY TRANSFER	33,223,671	20,584,004	21,482,229	20,561,011	21,459,768
NET INFRASTRUCTURE	1,204,207,775	978,572,052	1,076,521,601	963,066,503	984,718,388
SPECIAL PURPOSE AGENCIES					
GENERAL FUND	7,679,060	5,778,463	5,767,036	6,268,035	5,532,203
BALANCE FORWARD	94,855,556	72,719,279	72,719,279	73,295,015	73,305,718
FEDERAL FUND	21,068,601	17,886,632	19,761,819	18,007,083	18,511,305
INTER-AGENCY TRANSFER	506,304,524	385,811,240	466,898,381	412,161,600	512,183,266
INTERIM FINANCE	31,000				
OTHER FUND	105,231,661	190,540,884	150,163,277	214,025,201	164,029,933
REVERSIONS					
TOTAL FOR SPECIAL PURPOSE AGENCIES	735,170,402	672,736,498	715,309,792	723,756,934	773,562,425
Less: INTER-AGENCY TRANSFER	506,304,524	385,811,240	466,898,381	412,161,600	512,183,266
NET SPECIAL PURPOSE AGENCIES	228,865,878	286,925,258	248,411,411	311,595,334	261,379,159

**Nevada Legislative Counsel Bureau
Summary of Appropriations and Authorizations
2009-11 Legislature**

	2008-2009 Work Program	2009-2010 Governor Recommends	2009-2010 LEGISLATIVELY APPROVED	2010-2011 Governor Recommends	2010-2011 LEGISLATIVELY APPROVED
STATEWIDE					
GENERAL FUND	3,726,608,407	3,031,122,579	3,211,464,895	3,143,472,261	3,336,977,011
BALANCE FORWARD	762,880,421	497,863,292	615,314,155	492,598,537	648,147,849
FEDERAL FUND	2,198,186,352	1,988,291,026	2,531,226,793	1,977,165,583	2,204,014,950
HIGHWAY FUND	441,615,947	493,173,910	443,336,879	472,994,467	401,469,847
INTER-AGENCY TRANSFER	1,325,038,377	931,211,638	1,075,886,026	958,382,732	1,192,293,517
INTERIM FINANCE	1,763,484				
OTHER FUND	1,723,453,488	1,643,447,908	1,641,580,787	1,718,264,543	1,709,290,547
REVERSIONS					
TOTAL FOR STATEWIDE	10,179,546,476	8,585,110,353	9,518,809,535	8,762,878,123	9,492,193,721
Less: INTER-AGENCY TRANSFER	1,325,038,377	931,211,638	1,075,886,026	958,382,732	1,192,293,517
NET STATEWIDE	8,854,508,099	7,653,898,715	8,442,923,509	7,804,495,391	8,299,900,204

